

Form 990

Return of Organization Exempt From Income Tax

OMB No 1545-0047

2000

Department of the Treasury
Internal Revenue Service

Under section 501(c) of the Internal Revenue Code (except black lung benefit trust or private foundation), section 527, or section 4947(a)(1) nonexempt charitable trust

Open to Public
Inspection

The organization may have to use a copy of this return to satisfy state reporting requirements

A For the 2000 calendar year OR tax year period beginning July 1 2000 and ending June 30 2001	
B Check if <input type="checkbox"/> Change of address <input type="checkbox"/> Change of name <input type="checkbox"/> Initial return <input type="checkbox"/> Final return <input type="checkbox"/> Amended return	C Name of organization WILLIAMS COLLEGE Number and street (or P O box if mail is not delivered to street address) Room/suite Hopkins Hall P O Box 67 City or town State or Country ZIP code Williamstown MA 01267
D Employer identification number 04-2104847 E Telephone number 413-597-4204 F Check <input type="checkbox"/> if application is pending	
G Organization type (check only one) <input checked="" type="checkbox"/> 501(c) (3) (insert no) <input type="checkbox"/> 527 or <input type="checkbox"/> 4947(a)(1) Section 501(c)(3) organizations and 4947(a)(1) nonexempt charitable trusts MUST attach a completed Schedule A (Form 990 or 990-EZ) J Accounting method <input type="checkbox"/> Cash <input checked="" type="checkbox"/> Accrual <input type="checkbox"/> Other (specify) K Check here <input type="checkbox"/> if the organization's gross receipts are normally not more than \$25,000. The organization need not file a return with the IRS, but if the organization received a Form 990 Package in the mail, it should file a return without financial data. Some states require a complete return.	
Note: H and I are not applicable to section 527 orgs. H(a) Is this a group return for affiliates? <input type="checkbox"/> Yes <input checked="" type="checkbox"/> No H(b) If "Yes" enter number of affiliates <input type="checkbox"/> Yes <input type="checkbox"/> No H(c) Are all affiliates included? <input type="checkbox"/> Yes <input type="checkbox"/> No (If "No" attach a list. See inst.) H(d) Is this a separate return filed by an organization covered by a group ruling? <input type="checkbox"/> Yes <input checked="" type="checkbox"/> No I Enter 4-digit group exemption number (GEN) L Check this box if the organization is not required to attach Schedule B (Form 990 or 990-EZ) <input type="checkbox"/>	

Part I Revenue, Expenses, and Changes in Net Assets or Fund Balances

(See Specific Instructions on page 16)

R e v e n u e	1	Contributions, gifts, grants, and similar amounts received				
	a	Direct public support	1a	28,914,025		
	b	Indirect public support	1b			
	c	Government contributions (grants)	1c	2,286,998		
	d	Total (add lines 1a through 1c) (cash \$ noncash \$)	1d		31,201,023	
	2	Program service revenue including government fees and contracts (from Part VII, line 93)	2		53,089,857	
	3	Membership dues and assessments	3			
	4	Interest on savings and temporary cash investments	4			
	5	Dividends and interest from securities	5		31,979,040	
	6a	Gross rents	6a	953,973		
	b	Less rental expenses	6b			
	c	Net rental income or (loss) (subtract line 6b from line 6a)	6c		953,973	
7	Other investment income (describe)	7				
E x p e n s e s	8a	Gross amount from sales of assets other than inventory	(A) Securities	(B) Other		
	b	Less cost or other basis and sales expenses	8a			
	c	Gain or (loss) (attach schedule)	8b			
	d	Net gain or (loss) (combine line 8c, columns (A) and (B))	179,772,725	8c	0	
	8d				179,772,725	
	9	Special events and activities (attach schedule)				
	a	Gross revenue (not including \$ of contributions reported on line 1a)	9a			
	b	Less direct expenses other than fundraising expenses	9b			
	c	Net income or (loss) from special events (subtract line 9b from line 9a)	9c		0	
	10a	Gross sales of inventory, less returns and allowances	10a			
	b	Less cost of goods sold	10b			
	c	Gross profit or (loss) from sales of inventory (attach schedule) (subtract line 10b from line 10a)	10c		0	
N e t A s s e t s	11	Other revenue (from Part VII, line 103)	11		642,153	
	12	Total revenue (add lines 1d, 2, 3, 4, 5, 6c, 7, 8d, 9c, 10c, and 11)	12		297,638,771	
	13	Program services (from line 44, column (B))	13		87,074,414	
	14	Management and general (from line 44, column (C))	14		17,913,112	
	15	Fundraising (from line 44, column (D))	15		5,849,372	
	16	Payments to affiliates (attach schedule)	16			
	17	Total expenses (add lines 16 and 44, column (A))	17		110,836,898	
	18	Excess or (deficit) for the year (subtract line 17 from line 12)	18		186,801,873	
	19	Net assets or fund balances at beginning of year (from line 73, column (A))	19		1,596,704,234	
	20	Other changes in net assets or fund balances (attach explanation) UNREALIZED NET LOSS	20		-322,507,032	
	21	Net assets or fund balances at end of year (combine lines 18, 19, and 20)	21		1,460,999,075	

Part II Statement of**Functional Expenses**

All organizations must complete column (A). Columns (B), (C), and (D), are required for section 501(c)(3) and (4) organizations and section 4947(a)(1) nonexempt charitable trusts but optional for others. (See Specific Instructions on page 20.)

Do not include amounts reported on line 6b, 8b, 9b, 10b or 16 of Part I		(A) Total	(B) Program services	(C) Management and general	(D) Fundraising
22 Grants and allocations (attach schedule) (cash \$ _____ noncash \$ _____)	22	0			
23 Specific assistance to individuals (attach schedule)	23	0			
24 Benefits paid to or for members (attach schedule)	24	0			
25 Compensation of officers, directors, etc	25	483,731		483,731	
26 Other salaries and wages	26	48,162,506	40,393,906	5,037,817	2,730,783
27 Pension plan contributions	27	3,533,577	2,994,285	337,784	201,508
28 Other employee benefits	28	5,923,919	5,019,814	566,283	337,822
29 Payroll taxes	29	3,550,814	3,008,891	339,432	202,491
30 Professional fundraising fees	30	0			
31 Accounting fees	31	117,339		117,339	
32 Legal fees	32	165,800	603	151,735	13,462
33 Supplies	33	6,765,781	6,186,378	406,609	172,794
34 Telephone	34	3,538,889	2,818,112	503,341	217,436
35 Postage and shipping	35	630,948	320,857	87,193	222,898
36 Occupancy	36	0			
37 Equipment rental and maintenance	37	7,648,413	6,039,971	1,506,096	102,346
38 Printing and publications	38	1,067,039	475,426	301,814	289,799
39 Travel	39	3,229,477	2,634,732	219,297	375,448
40 Conferences, conventions, and meetings	40	248,188	209,813	14,858	23,517
41 Interest	41	3,897,755	3,239,424	439,667	218,664
42 Depreciation, depletion, etc (attach schedule)	42	9,294,872	7,724,968	1,048,462	521,442
43 Other expenses (itemize) a Insurance	43a	445,958	214,057	225,378	6,523
b Fellowships/Student prizes and awards	43b	993,376	993,376		
c Life income pmts & change in value of split income g	43c	1,069,876		1,069,876	
d Banking and Investment Mgmt services	43d	4,084,213	31,690	4,035,690	16,833
e Other Expenses	43e	5,984,427	4,768,111	1,020,710	195,606
f	43f	0			
44 Total functional expenses (add lines 22 through 43) Organizations completing columns (B) - (D), carry these totals to lines 13 - 15	44	110,836,898	87,074,414	17,913,112	5,849,372

Reporting of Joint Costs

Did you report in column (B) (Program services) any joint costs from a combined

educational campaign and fundraising solicitation?

☐ Yes☒ No

If "Yes," enter (i) the aggregate amount of these joint costs \$ _____

, (ii) the amount allocated to Program services \$ _____

(iii) the amount allocated to Management and general \$ _____

, and (iv) the amount allocated to Fundraising \$ _____

Part III Statement of Program Service Accomplishments

(See Specific Instructions on page 23.)

What is the organization's primary exempt purpose?

Four Year Liberal Arts College

All organizations must describe their exempt purpose achievements in a clear and concise manner. State the number of clients served, publications issued, etc. Discuss achievements that are not measurable (Section 501(c)(3) and (4) organizations and 4947(a)(1) nonexempt charitable trusts must also enter the amount of grants and allocations to others.)

a Full Time Equivalent Students - 2027

Full Time Equivalent Faculty - 249

(Grants and allocations \$

71,701,726

b Auxiliary Enterprises includes housing, room, board, conferences, etc

(Grants and allocations \$

15,372,688

c

(Grants and allocations \$

d

(Grants and allocations \$

e Other program services (attach schedule)

(Grants and allocations \$

f Total of Program Service Expenses (should equal line 44, column (B), Program services)

87,074,414

Form 990 (2000)

Part IV Balance Sheets

(See Specific Instructions on page 23)

Note	Where required, attached schedules and amounts within the description column should be for end-of-year amounts only	(A) Beginning of year	(B) End of year
Assets			
45	Cash - non-interest-bearing	39,267	12,566
46	Savings and temporary cash investments	261,849,438	246,354,857
47a	Accounts receivable	1,674,007	
47b	Less allowance for doubtful accounts	333,347	
		1,000,419	1,340,660
48a	Pledges receivable	40,935,688	
48b	Less allowance for doubtful accounts	7,626,944	
		30,846,981	33,308,744
49	Grants receivable		
50	Receivables from officers, directors, trustees, and key employees (attach schedule)		
51a	Other notes and loans receivable (attach schedule)	6,166,452	
51b	Less allowance for doubtful accounts	246,119	
		5,488,674	5,920,333
52	Inventories for sale or use	779,713	563,744
53	Prepaid expenses and deferred charges	2,788,442	3,468,180
54	Investments - securities (attach schedule) <input type="checkbox"/> Cost <input checked="" type="checkbox"/> FMV	377,777,717	437,228,798
55a	Investments - land, buildings, and equipment basis		
55b	Less accumulated depreciation (attach schedule)	0	0
56	Investments - other (attach schedule)	852,155,149	659,210,099
57a	Land, buildings, and equipment basis	318,302,488	
57b	Less accumulated depreciation (attach schedule)	120,849,986	
		188,102,655	197,452,502
58	Other assets (describe <u>Accrued Investment Income</u>)	3,946,004	2,865,630
59	Total assets (add lines 45 through 58) (must equal line 74)	1,724,774,459	1,587,726,113
Liabilities			
60	Accounts payable and accrued expenses	11,464,672	13,091,759
61	Grants payable		
62	Deferred revenue	2,162,183	2,242,855
63	Loans from officers, directors, trustees, and key employees (attach schedule)		
64a	Tax-exempt bond liabilities (attach schedule)	78,085,000	76,810,000
64b	Less Mortgages and other notes payable (attach schedule)		
65	Other liabilities (describe <u>See attached</u>)	36,358,370	34,582,424
66	Total liabilities (add lines 60 through 65)	128,070,225	126,727,038
Net Assets or Fund Balances			
Organizations that follow SFAS 117, check here <input checked="" type="checkbox"/> and complete lines 67 through 69 and lines 73 and 74			
67	Unrestricted	350,722,600	324,749,629
68	Temporarily restricted	998,805,729	875,382,490
69	Permanently restricted	247,175,905	260,866,956
Organizations that do not follow SFAS 117, check here <input type="checkbox"/> and complete lines 70 through 74			
70	Capital stock, trust principal, or current funds		
71	Paid-in or capital surplus, or land, bldg, and equipment fund		
72	Retained earnings, endowment, accumulated income, or other funds		
73	Total net assets or fund balances (add lines 67 through 69 OR lines 70 through 72, column (A) must equal line 19 and column (B) must equal line 21)	1,596,704,234	1,460,999,075
74	Total liabilities and net assets/fund balances (add lines 66 and 73)	1,724,774,459	1,587,726,113

Form 990 is available for public inspection and, for some people, serves as the primary or sole source of information about a particular organization. How the public perceives an organization in such cases may be determined by the information presented on its return. Therefore, please make sure the return is complete and accurate and fully describes, in Part III, the organization's programs and accomplishments.

Part IV-B	Reconciliation of Expenses per Audited Financial Statements with Expenses per Return
------------------	---

a	Total expense and losses per audited financial statements	a	110,836,899
b	Amounts included on line a but not on line 17, Form 990		
(1)	Donated services and use of facilities		
(2)	Prior year adjustments reported on line 20, Form 990		
(3)	Losses reported on line 20, Form 990		
(4)	Other (specify)		

	Add amounts on lines (1) thru (4)	b	0
c	Line a minus line b	c	110,836,899
d	Amounts included on line 17, Form 990 but not on line a		
(1)	Investment expenses not included on line 6b, Form 990		
(2)	Other (specify)		

	Add amounts on lines (1) and (2)	d	0
e	Total expenses per line 17, Form 990 (line c plus line d)	e	110,836,899

(List each one even if not

[illegible]☒ No

Form 990 (2000)

Part VI Other Information (See Specific Instructions on pages 26)		N/A	Yes or No
76	Did the organization engage in any activity not previously reported to the Internal Revenue Service? If "Yes," attach a detailed description of each activity	76	No
77	Were any changes made in the organizing or governing documents, but not reported to the IRS? If "Yes," attach a conformed copy of the changes	77	No
78a	Did the organization have unrelated business gross income of \$1,000 or more during the year covered by this return?	78a	Yes
b	If "Yes," has it filed a tax return on Form 990-T for this year?	78b	Yes
79	Was there a liquidation, dissolution, termination, or substantial contraction during the year? If "Yes," attach a statement	79	No
80a	Is the organization related (other than by association with a statewide or nationwide organization) through common membership, governing bodies, trustees, officers, etc., to any other exempt or nonexempt organization?	80a	yes
b	If "Yes," enter the name of the organization <u>see attached</u> and check whether it is <input type="checkbox"/> exempt OR <input type="checkbox"/> nonexempt		
81a	Enter the amount of political expenditures, direct or indirect, as described in the instructions for line 81	81a	0
b	Did the organization file Form 1120-POL for this year?	81b	No
82a	Did the organization receive donated services or the use of materials, equipment, or facilities at no charge or at substantially less than fair rental value?	82a	No
b	If "Yes," you may indicate the value of these items here Do not include this amount as revenue in Part I or as an expense in Part II (See instructions for reporting in Part III)	82b	
83a	Did the organization comply with the public inspection requirements for returns and exemption applications?	83a	Yes
b	Did the organization comply with the disclosure requirements relating to quid pro quo contributions?	83b	Yes
84a	Did the organization solicit any contributions or gifts that were not tax deductible?	84a	No
b	If "Yes," did the organization include with every solicitation an express statement that such contributions or gifts were not tax deductible?	84b	n/a
85	501(c)(4), (5), or (6) organizations (a) Were substantially all dues nondeductible by members?	85a	n/a
b	Did the organization make only in-house lobbying expenditures of \$2,000 or less? If "Yes" to either 85a or 85b, do not complete 85c through 85h below unless the organization received a waiver for proxy tax owed for the prior year	85b	n/a
c	Dues, assessments, and similar amounts from members	85c	n/a
d	Section 162(e) lobbying and political expenditures	85d	n/a
e	Aggregate nondeductible amount of section 6033(e)(1)(A) dues notices	85e	n/a
f	Taxable amount of lobbying and political expenditures (line 85d less 85e)	85f	n/a
g	Does the organization elect to pay the section 6033(e) tax on the amount in 85f?	85g	n/a
h	If section 6033(e)(1)(A) dues notices were sent, does the organization agree to add the amount in 85f to its reasonable estimate of dues allocable to nondeductible lobbying and political expenditures for the following tax year?	85h	n/a
86	501(c)(7) orgs - Enter (a) Initiation fees and capital contributions included on line 12	86a	n/a
b	Gross receipts, included on line 12, for public use of club facilities	86b	n/a
87	501(c)(12) orgs - Enter a Gross income from members or shareholders	87a	n/a
b	Gross income from other sources (Do not net amounts due or paid to other sources against amounts due or received from them)	87b	n/a
88	At any time during the year did the organization own a 50% or greater interest in a taxable corporation or partnership, or an entity disregarded as separate from the organization under Regulations sections 301.7701-2 and 301.7701-3? If "Yes," complete Part IX	88	no
89a	501(c)(3) organizations - Enter Amount of tax paid during the year under: section 4911 <u>0</u> , section 4912 <u>0</u> , section 4955 <u>0</u>		
b	501(c)(3) and 501(c)(4) orgs Did the organization engage in any section 4958 excess benefit transaction during the year or did it become aware of an excess benefit transaction from a prior year? If "Yes" attach a statement explaining each transaction	89	no
c	Enter: Amount of tax imposed on the organization managers or disqualified persons during the year under section 4912, 4955 and 4958		0
d	Enter: Amount of tax in 89c, above, reimbursed by the organization		0
90a	List the states with which a copy of this return is filed <u>Massachusetts</u>		
b	Number of employees employed in the pay period that includes March 12, 2000 (See inst)	90b	1,974
91	The books are in care of <u>Susan Hogan</u> Telephone no <u>413-597-4204</u> Located at <u>P O Box 67, Williamstown, MA</u> ZIP code <u>01267</u>		
92	Section 4947(a)(1) nonexempt charitable trusts filing Form 990 in lieu of Form 1041- Check here enter the amount of tax-exempt interest received or accrued during the tax year	92	

Part VII Analysis of Income-Producing Activities

(See Specific Instructions on pages 30.)

Enter gross amounts unless otherwise indicated

	Unrelated business income		Excluded by section 512, 513, or 514		(E)
	(A) Business code	(B) Amount	(C) Exclusion code	(D) Amount	Related or exempt function income
93 Program service revenue					
a see attached		1,671,022	01,03	14,561,769	36,857,066
b					
c					
d					
e					
f Medicare/Medicaid payments					
g Fees and contracts from government agencies					
94 Membership dues and assessments					
95 Interest on savings and temporary cash investment					
96 Dividends and interest from securities			14	31,979,040	
97 Net rental income (loss) from real estate					
a debt-financed property					
b not debt-financed property			16	953,973	
98 Net rental income or (loss) from personal property					
99 Other investment income					
100 Gain or (loss) from sales of assets other than inventory			18	179,772,725	
101 Net income or (loss) from special events					
102 Gross profit or (loss) from sales of inventory					
103 Other revenue see attached					642,153
b					
c					
d					
e					
104 Subtotal (add cols. (B), (D), and (E))		1,671,022		227,267,507	37,499,219
105 TOTAL (add line 104, columns (B), (D), and (E))					266,437,748

Note (Line 105 plus line 1d, Part I, should equal the amount on line 12, Part I.)

Part VIII Relationship of Activities to the Accomplishment of Exempt Purposes

(See Specific Instructions on page 31.)

Line No	Explain how each activity for which income is reported in column (E) of Part VII contributed importantly to the accomplishment of the organization's exempt purposes (other than by providing funds for such purposes)
93A	Classes and seminars conducted by the college which fulfill its exempt purpose as an educational institution

Part IX Information Regarding Taxable Subsidiaries and Disregarded Entities

(See Specific Instructions on page 31.)

(A) Name, address, and EIN of corporation, partnership, or disregarded entity	(B) Percentage of ownership interest	(C) Nature of activities	(D) Total income	(E) End-of-year assets
	%			
	%			
	%			
	%			

Part X Information Regarding Transfers Associated with Personal Benefit Contracts

(See Specific Instructions on page 31.)

(a) Did the organization, during the year, receive any funds, directly or indirectly, to pay premiums on a personal benefit contract? ☐ Yes ☐ No(b) Did the organization, during the year, pay premiums, directly or indirectly, on a personal benefit contract? ☐ Yes ☐ No

Note If "Yes" to (b), file Form 8870 and Form 4720 (see instructions)

Under penalties of perjury, I declare that I have examined this return, including accompanying schedules and statements, and to the best of my knowledge

(other than officer) is based on all information of which preparer has any knowledge

14/2002

Helen Ouellette VP for Admin & Treasurer

Date

Type or print name

Title

Date Check/leaf

Preparer's signature

SCHEDULE A
(Form 990 or 990-EZ)

Organization Exempt Under Section 501(c)(3)

(Except Private Foundation) and Section 501(e), 501(f), 501(k),
501(n), or Section 4947(a)(1) Nonexempt Charitable Trust

OMB No 1545-0047

2000

Supplementary Information - (See separate instructions)

Department of the Treasury
Internal Revenue Service

MUST be completed by the above organizations and attached to their Form 990 or 990-EZ

Name of the organization

WILLIAMS COLLEGE

Employer identification number

04-2104847

Part I Compensation of the Five Highest Paid Employees Other Than Officers, Directors, and Trustees

(See page 1 of the instructions List each one If there are none, enter "None")

(a) Name and address of each employee paid more than \$50,000	(b) Title and average hours per week devoted to position	(c) Compensation	(d) Contributions to employee benefit plans & deferred compensation	(e) Expense account and other allowances
Harry C Payne Williamstown, MA	Severance Payment Accrued & Reported In a Prior Period	238,000	8,514	as incurred
Stephen R Birrell Williamstown, MA	VP Alumni Relation	157,000	31,208	as incurred
Jay M Pasachoff Williamstown, MA	Professor	148,170	24,372	as incurred
George R Goethals II Williamstown, MA	Professor	146,300	23,518	as incurred
Karen B Kwitter Williamstown, MA	Professor	137,571	24,852	as incurred
Total number of other employees paid over \$50,000	327			

Part II Compensation of the Five Highest Paid Independent Contractors for Professional Services

(See page 1 of the instructions List each one (whether individuals or firms) If there are none, enter "None")

(a) Name and address of each independent contractor paid more than \$50,000	(b) Type of service	(c) Compensation
John W Bristol & Co Inc New York, NY	Investment Management	1,102,956
Hintz, Holman & Hecksher, Inc New York, NY	Investment Management	1,049,450
William Rawn Associates Boston, MA	Architectural Services	589,689
Cedar Enterprise Solution Inc Baltimore, MD	Software Consultant	249,886
Command Advantage Waldrick, NJ	Software Consultant	224,742
Total number of others receiving over \$50,000 for professional services	10	

Part III Statements About Activities

	Yes	No
1 During the year, has the organization attempted to influence national, state, or local legislation, including any attempt to influence public opinion on a legislative matter or referendum? If "Yes," enter the total expenses paid or incurred in connection with the lobbying activities Organizations that made an election under section 501(h) by filing Form 5768 must complete Part VI-A. Other organizations checking "Yes," must complete Part VI-B AND attach a statement giving a detailed description of the lobbying activities	1	X
2 During the year, has the organization, either directly or indirectly, engaged in any of the following acts with any of its trustees, directors, officers, creators, key employees, or members of their families, or with any taxable organization with which any such person is affiliated as an officer, director, trustee, majority owner, or principal beneficiary		
a Sale, exchange, or leasing of property?	2a	X
b Lending of money or other extension of credit?	2b	X
c Furnishing of goods, services, or facilities?	2c	X
d Payment of compensation (or payment or reimbursement of expenses if more than \$1,000)? SEE PART V FORM 990	2d	X
e Transfer of any part of its income or assets? If the answer to any question is "Yes," attach a detailed statement explaining the transactions	2e	X
3 Does the organization make grants for scholarships, fellowships, student loans, etc.?	3	X
4a Do you have a section 403(b) annuity plan for your employees?	4a	X
b Attach a statement to explain how the organization determines that individuals or organizations receiving grants or loans from it in furtherance of its charitable programs qualify to receive payments. (See page 2 of the instructions.)		

Part IV Reason for Non-Private Foundation Status

(See pages 2 through 4 of the instructions.)

The organization is not a private foundation because it is (please check only ONE applicable box)

- 5 ☐ A church, convention of churches, or association of churches. Section 170(b)(1)(A)(i)
- 6 ☒ A school. Section 170(b)(1)(A)(ii). (Also complete Part V, page 5.)
- 7 ☐ A hospital or a cooperative hospital service organization. Section 170(b)(1)(A)(iii)
- 8 ☐ A Federal, state, or local government or governmental unit. Section 170(b)(1)(A)(v)
- 9 ☐ A medical research organization operated in conjunction with a hospital. Section 170(b)(1)(A)(iii). Enter the hospital's name, city, and state: _____
- 10 ☐ An organization operated for the benefit of a college or university owned or operated by a governmental unit. Section 170(b)(1)(A)(iv). (Also complete the Support Schedule in Part IV-A.)
- 11a ☐ An organization that normally receives a substantial part of its support from a governmental unit or from the general public. Section 170(b)(1)(A)(vi). (Also complete the Support Schedule in Part IV-A.)
- 11b ☐ A community trust. Section 170(b)(1)(A)(vi). (Also complete the Support Schedule below.)
- 12 ☐ An organization that normally receives (1) more than 33 1/3% of its support from contributions, membership fees, and gross receipts from activities related to its charitable, etc., functions- subject to certain exceptions, and (2) no more than 33 1/3% of its support from gross investment income and unrelated business taxable income (less section 511 tax) from businesses acquired by the organization after June 30, 1975. See section 509(a)(2). (Also complete the Support Schedule in Part IV-A.)
- 13 ☐ An organization that is not controlled by any disqualified persons (other than foundation managers) and supports organizations described in (1) lines 5 through 12 above, or (2) section 501(c)(4), (5), or (6), if they meet the test of section 509(a)(2). (See section 509(a)(3).)

Provide the following information about the supported organizations. (See page 5 of the instructions.)

(a) Name(s) of supported organization(s)	(b) Line number from above

- 14 ☐ An organization organized and operated to test for public safety. Section 509(a)(4). (See page 5 of the instructions.)

Part IV-A Support Schedule (Complete only if you checked a box on line 10, 11, or 12.) Use cash method of accounting

NOTE You may use the worksheet in the instructions for converting from the accrual to the cash method of accounting

Calendar year (or fiscal year beginning in)	(a) 1999	(b) 1998	(c) 1997	(d) 1996	(e) Total
15 Gifts, grants and contributions received (Do not include unusual grants. See line 28.)	n/a	n/a	n/a	n/a	0
16 Membership fees received	n/a	n/a	n/a	n/a	0
17 Gross receipts from admissions, merchandise sold or services performed, or furnishing of facilities in any activity that is not a business unrelated to the organization's charitable etc. purpose	n/a	n/a	n/a	n/a	0
18 Gross income from interest, dividends, amounts received from payments on securities loans (section 512(a)(5)), rents, royalties, and unrelated business taxable income (less section 511 taxes) from businesses acquired by the organization after June 30, 1975	n/a	n/a	n/a	n/a	0
19 Net income from unrelated business activities not included in line 18	n/a	n/a	n/a	n/a	0
20 Tax revenues levied for the organization's benefit and either paid to it or expended on its behalf	n/a	n/a	n/a	n/a	0
21 The value of services or facilities furnished to the organization by a governmental unit without charge. Do not include the value of services or facilities generally furnished to the public without charge.	n/a	n/a	n/a	n/a	0
22 Other income. Attach a schedule. Do not include gain or (loss) from sale of capital assets.	n/a	n/a	n/a	n/a	0
23 Total of lines 15 through 22	n/a	n/a	n/a	n/a	0
24 Line 23 minus line 17	n/a	n/a	n/a	n/a	0
25 Enter 1% of line 23	n/a	n/a	n/a	n/a	
26 Organizations described in lines 10 or 11:	a Enter 2% of amount in column (e), line 24				26a n/a
b Attach a list (which is not open to public inspection) showing the name of and amount contributed by each person (other than a governmental unit or publicly supported organization) whose total gifts for 1996 through 1999 exceeded the amount shown in line 26a. Enter the sum of all these excess amounts.					26b n/a
c Total support for section 509(a)(1) test. Enter line 24, column (e).					26c 0
d Add: Amounts from column (e) for lines 18 <u>0</u> 19 <u>0</u> 22 <u>0</u> 26b <u>0</u>					26d n/a
e Public support (line 26c minus line 26d total)					26e n/a
f Public support percentage (line 26e (numerator) divided by line 26c (denominator))					26f n/a
27 Organizations described on line 12:	a For amounts included in lines 15, 16, and 17 that were received from a "disqualified person," attach a list (which is not open to public inspection) to show the name of, and total amounts received in each year from, each "disqualified person." Enter the sum of such amounts for each year.				
(1999) <u>n/a</u> (1998) <u>n/a</u> (1997) <u>n/a</u> (1996) <u>n/a</u>					
b For any amount included in line 17 that was received from a nondisqualified person, attach a list to show the name of, and amount received for each year, that was more than the larger of (1) the amount on line 25 for the year or (2) \$5,000. (Include in the list organizations described in lines 5 through 11, as well as individuals.) After computing the difference between the amount received and the larger amount described in (1) or (2), enter the sum of all these differences (the excess amounts) for each year.					
(1999) <u>n/a</u> (1998) <u>n/a</u> (1997) <u>n/a</u> (1996) <u>n/a</u>					
c Add: Amounts from column (e) for lines 15 <u>n/a</u> 16 <u>n/a</u> 17 <u>n/a</u> 20 <u>n/a</u> 21 <u>n/a</u>					27c n/a
d Add: Line 27a total <u>n/a</u> and line 27b total <u>n/a</u>					27d n/a
e Public support (line 27c minus line 27d total)					27e n/a
f Total support for section 509(a)(2) test. Enter amount on line 23, column (e).					27f 0
g Public support percentage (line 27e (numerator) divided by line 27f (denominator))					27g n/a
h Investment income percentage (line 18, column (e) (numerator) divided by line 27f (denominator))					27h n/a
28 Unusual Grants: For an organization described in line 10, 11, or 12 that received any unusual grants during 1996 through 1999, attach a list (which is not open to public inspection) for each year showing the name of the contributor, the date and amount of the grant, and a brief description of the nature of the grant. Do not include these grants in line 15. (See page 5 of the instructions.)					

Part V Private School Questionnaire

(See page 5 of the instructions)

(To be completed ONLY by schools that checked the box on line 6 in Part IV)

	Yes	No
29 Does the organization have a racially nondiscriminatory policy toward students by statement in its charter, bylaws, other governing instrument, or in a resolution of its governing body?	X	
30 Does the organization include a statement of its racially nondiscriminatory policy toward students in all its brochures, catalogues, and other written communications with the public dealing with student admissions, programs, and scholarships?	X	
31 Has the organization publicized its racially nondiscriminatory policy through newspaper or broadcast media during the period of solicitation for students, or during the registration period if it has no solicitation program, in a way that makes the policy known to all parts of the general community it serves? If "Yes," please describe, if "No," please explain (If you need more space, attach a separate statement)	X	
32 Does the organization maintain the following		
a Records indicating the racial composition of the student body, faculty, and administrative staff?	X	
b Records documenting that scholarships and other financial assistance are awarded on a racially nondiscriminatory basis?	X	
c Copies of all catalogues, brochures, announcements, and other written communications to the public dealing with student admissions, programs, and scholarships?	X	
d Copies of all material used by the organization or on its behalf to solicit contributions? If you answered "No" to any of the above, please explain (If you need more space, attach a separate statement)	X	
33 Does the organization discriminate by race in any way with respect to		
a Students' rights or privileges?		X
b Admissions policies?		X
c Employment of faculty or administrative staff?		X
d Scholarships or other financial assistance?		X
e Educational policies?		X
f Use of facilities?		X
g Athletic programs?		X
h Other extracurricular activities?		X
If you answered "Yes" to any of the above, please explain (If you need more space, attach a statement)		
34a Does the organization receive any financial aid or assistance from a governmental agency?	X	
b Has the organization's right to such aid ever been revoked or suspended? If you answered "Yes" to either 34a or b, please explain using an attached statement		X
35 Does the organization certify that it has complied with the applicable requirements of sections 4 01 through 4 05 of Rev. Proc. 75-50, 1975-2 C.B. 587, covering racial nondiscrimination? If "No" attach an explanation	X	

Part VI-A Lobbying Expenditures by Electing Public Charities

(See page 7 of the instructions)

(To be completed ONLY by an eligible organization that filed Form 5768)

- Check here ☐ a If the organization belongs to an affiliated group
- Check here ☐ b If you checked "a" and "limited control" provisions apply

Limits on Lobbying Expenditures

(The term "expenditures" means amounts paid or incurred)

	(a) Affiliated group totals	(b) To be completed for ALL electing organizations
36 Total lobbying expenditures to influence public opinion (grassroots lobbying)	36	
37 Total lobbying expenditures to influence a legislative body (direct lobbying)	37	
38 Total lobbying expenditures (add lines 36 and 37)	38	0
39 Other exempt purpose expenditures	39	
40 Total exempt purpose expenditures (add lines 38 and 39)	40	0
41 Lobbying nontaxable amount Enter the amount from the following table -		
If the amount on line 40 is -		
Not over \$500,000		
Over \$500,000 but not over \$1,000,000		
Over \$1,000,000 but not over \$1,500,000		
Over \$1,500,000 but not over \$17,000,000		
Over \$17,000,000		
The lobbying nontaxable amount is -		
20% of the amount on line 40		
\$100,000 plus 15% of the excess over \$500,000		
\$175,000 plus 10% of the excess over \$1,000,000		
\$225,000 plus 5% of the excess over \$1,500,000		
\$1,000,000		
42 Grassroots nontaxable amount (enter 25% of line 41)	42	0
43 Subtract line 42 from line 36 Enter -0- if line 42 is more than line 36	43	0
44 Subtract line 41 from line 38 Enter -0- if line 41 is more than line 38	44	0

Caution If there is an amount on either line 43 or line 44, file Form 4720

4 - Year Averaging Period Under Section 501(h)

(Some organizations that made a section 501(h) election do not have to complete all of the five columns below

See the instructions for lines 45 through 50 on page 9 of the instructions)

Lobbying Expenditures During 4-Year Averaging Period

Calendar year (or fiscal year beginning in)	(a) 2000	(b) 1999	(c) 1998	(d) 1997	(e) Total
45 Lobbying nontaxable amount					0
46 Lobbying ceiling amount (150% of line 45(e))					0
47 Total lobbying expenditures					0
48 Grassroots nontaxable amount					0
49 Grassroots ceiling amount (150% of line 48(e))					0
50 Grassroots lobbying expenditures					0

Part VI-B Lobbying Activity by Nonelecting Public Charities

(For reporting by organizations that did not complete Part VI-A) (See page 9 of the instructions)

During the year, did the organization attempt to influence national, state or local legislation, including any attempt to influence public opinion on a legislative matter or referendum, through the use of

- a Volunteers
- b Paid staff or management (include compensation in expenses reported on lines c through h)
- c Media advertisements
- d Mailings to members, legislators, or the public
- e Publications, or published or broadcast statements
- f Grants to other organizations for lobbying purposes
- g Direct contact with legislators, their staffs, government officials, or a legislative body
- h Rallies demonstrations seminars conventions speeches, lectures, or any other means
- i Total lobbying expenditures (add lines c through h)

Yes	No	Amount
	X	
	X	
	X	
	X	
	X	
	X	
	X	
	X	
		0

If "Yes" to any of the above, also attach a statement giving a detailed description of the lobbying activities

- If you are filing for an **Additional (not automatic) 3-Month Extension**, complete **only** Part II and check this box ☐ **Note: Only complete Part II if you have already been granted an automatic 3-month extension on a previously filed Form 8868**
- If you are filing for an **Automatic 3-Month Extension**, complete **only** Part I (on page 1)

Additional (not automatic) 3-Month Extension of Time—Must File Original and One Copy.

Type or print File by the extended due date for filing the return. See instructions.	Name of Exempt Organization <u>Presbyterian Church of the United States</u>	Employer identification number <u>6412104747</u>
	Number, street and room or suite no. If a P.O. box, see instructions <u>P.O. Box 67</u>	For IRS use only
	City, town or post office, state, and ZIP code. For a foreign address, see instructions <u>Washington, D.C. 20007</u>	

Check type of return to be filed (File a separate application for each return)

- ☒ Form 990 ☐ Form 990-EZ ☐ Form 990-T (sec. 401(a) or 408(a) trust) ☐ Form 1041-A ☐ Form 5227 ☐ Form 8870
☐ Form 990-BL ☐ Form 990-PF ☐ Form 990-T (trust other than above) ☐ Form 4720 ☐ Form 6069

STOP: Do not complete Part II if you were not already granted an automatic 3-month extension on a previously filed Form 8868

- If the organization does not have an office or place of business in the United States, check this box ☐
- If this is for a **Group Return**, enter the organization's four digit Group Exemption Number (GEN) _____ If this is for the **whole** group, check this box ☐ If it is for **part** of the group, check this box ☐ and attach a list with the names and EINs of all members the extension is for

- 4 I request an additional 3-month extension of time until April 15, 2007
- 5 For calendar year _____, or other tax year beginning Jan 1, 2007 and ending Dec 31, 2007
- 6 If this tax year is for less than 12 months, check reason ☐ Initial return ☐ Final return ☐ Change in accounting period
- 7 State in detail why you need the extension FDICIA COURT ORDER

- 8a If this application is for Form 990-BL, 990-PF, 990-T, 4720, or 6069, enter the tentative tax, less any nonrefundable credits. See instructions. \$ _____
- b If this application is for Form 990-PF, 990-T, 4720, or 6069, enter any refundable credits and estimated tax payments made. Include any prior year overpayment allowed as a credit and any amount paid previously with Form 8868. \$ _____
- c **Balance Due.** Subtract line 8b from line 8a. Include your payment with this form, or, if required, deposit with FTD coupon or, if required, by using EFTPS (Electronic Federal Tax Payment System). See instructions. \$ 0

Signature and Verification

Under penalties of perjury, I declare that I have examined this form, including accompanying schedules and statements, and to the best of my knowledge and belief, it is true, correct, and complete, and that I am authorized to prepare this form.

Signature ▶

Title ▶

Date ▶

Notice to Applicant—To Be Completed by the IRS

- ☐ We have approved this application. Please attach this form to the organization's return.
- ☐ We have not approved this application. However, we have granted a 10 day grace period from the later of the date shown below or the due date of the organization's return (including any prior extensions). This grace period is considered to be a valid extension of time for elections otherwise required to be made on a timely return. Please attach this form to the organization's return.
- ☐ We have not approved this application. After considering the reasons stated in item 7, we cannot grant your request for an extension of time to file. We are not granting a 10 day grace period.
- ☐ We cannot consider this application because it was filed after the due date of the return for which an extension was requested.
- ☐ Other _____

Director

By _____

Date

Alternate Mailing Address — Enter the address if you want the copy of this application for an additional 3-month extension returned to an address different than the one entered above.

Type or print	Name
	Number and street (include suite, room, or apt. no.) Or a P.O. box number
	City or town, province or state, and country (including postal or ZIP code)

Application for Extension of Time To File an Exempt Organization Return

OMB No 1545 1709

► File a separate application for each return

- If you are filing for an **Automatic 3-Month Extension**, complete only Part I and check this box ☒
 - If you are filing for an **Additional (not automatic) 3-Month Extension**, complete only Part II (on page 2 of this form)
- Note:** Do not complete Part II unless you have already been granted an automatic 3-month extension on a previously filed Form 8868.

Automatic 3-Month Extension of Time—Only submit original (no copies needed)

Note: Form 990-T corporations requesting an automatic 6 month extension—check this box and complete Part I only ☐
All other corporations (including Form 990-C filers) must use Form 7004 to request an extension of time to file income tax returns. Partnerships, REMICs and trusts must use Form 8736 to request an extension of time to file Form 1065, 1066, or 1041

Type or print File by the due date for filing your return. See instructions	Name of Exempt Organization <u>PRESIDENT & TRUSTEES OF WILLIAMS COLLEGE</u>	Employer identification number <u>04-2104847</u>
	Number, street, and room or suite no. If a P.O. box, see instructions <u>P.O. BOX 67</u>	
	City, town or post office, state, and ZIP code. For a foreign address, see instructions <u>WILLIAMSTOWN, MA 01267</u>	

Check type of return to be filed (file a separate application for each return)

- | | | |
|--|--|------------------------------------|
| <input checked="" type="checkbox"/> Form 990 | <input type="checkbox"/> Form 990-T (corporation) | <input type="checkbox"/> Form 4720 |
| <input type="checkbox"/> Form 990-BL | <input type="checkbox"/> Form 990-T (sec 401(a) or 408(a) trust) | <input type="checkbox"/> Form 5227 |
| <input type="checkbox"/> Form 990-EZ | <input type="checkbox"/> Form 990-T (trust other than above) | <input type="checkbox"/> Form 6069 |
| <input type="checkbox"/> Form 990-PF | <input type="checkbox"/> Form 1041-A | <input type="checkbox"/> Form 8870 |

- If the organization does not have an office or place of business in the United States, check this box ☐
- If this is for a **Group Return**, enter the organization's four digit Group Exemption Number (GEN) _____ If this is for the **whole** group, check this box ☐ If it is for part of the group, check this box ☐ and attach a list with the names and EINs of all members the extension will cover

1 I request an automatic 3-month (6-month, for 990-T corporation) extension of time until JANUARY 15, 2002 to file the exempt organization return for the organization named above. The extension is for the organization's return for
► ☐ calendar year 20__ or
► ☒ tax year beginning JULY 1, 2000 and ending JUNE 30, 2002

2 If this tax year is for less than 12 months, check reason ☐ Initial return ☐ Final return ☐ Change in accounting period

- 3a If this application is for Form 990-BL, 990-PF, 990-T, 4720, or 6069, enter the tentative tax, less any nonrefundable credits. See instructions. \$ _____
- b If this application is for Form 990-PF or 990-T, enter any refundable credits and estimated tax payments made. Include any prior year overpayment allowed as a credit. \$ _____
- c **Balance Due.** Subtract line 3b from line 3a. Include your payment with this form, or, if required, deposit with FTD coupon or, if required, by using EFTPS (Electronic Federal Tax Payment System). See instructions. \$ 0

Signature and Verification

Under penalties of perjury, I declare that I have examined this form, including accompanying schedules and statements, and to the best of my knowledge and belief it is true, correct, and complete, and that I am authorized to prepare this form.

Signature ► [Signature] Title ► Controller Date ► 11/4/01

For Paperwork Reduction Act Notice, see Instruction

Cat No 27916D

Form **8868** (12-2000)

✓

FORM 990 PAGE 1, PART I Line 1d

WILLIAMS COLLEGE
\$5,000 Donors FY01

9-Aug-2001
Page 1

\$15,264,902.61

\$1,501,001.00

\$1,004,770 00

\$763,994 00

\$619,326.88

\$587,970.00

\$500,000.00

\$500,000 00

\$468,496.88

\$400,500.00

\$366,983 34

WILLIAMS COLLEGE
\$5,000 Donors FY01

9-Aug-2001
Page 2

\$350,880 00

\$339,918.57

\$321,500.00

\$320,000.00

\$300,000 00

\$260,000.00

\$228,412.50

\$226,912.50

\$220,715.30

\$220,000.00

\$213,700.00

WILLIAMS COLLEGE
\$5,000 Donors FY01

9-Aug-2001
Page 3

[REDACTED] \$213,365 75

\$208,321 88

\$207,500 00

\$201,544.00

\$200,000.00

\$200,000.00

\$198,046.84

\$189,846.61

\$185,902.86

\$178,210.85

\$168,109.38

\$165,419 63

\$160,000.00

\$150,000.00

\$150,000.00

\$145,000.00

\$140,021.88

Anonymous Donor 19

\$136,000.00

\$131,140.00

\$130,500.00

\$129,320.00

\$125,922.16

\$125,327 21

\$125,000 00

\$125,000.00

\$120,000 00

\$111,629 08

\$111,153.00

\$110,019.51

\$110,000.00

\$110,000.00

\$109,438.40

\$108,343.50

\$107,500 00

\$105,000.00

\$102,920.13

\$101,326.00

\$100,000.00

\$100,000.00

\$100,000.00

\$100,000.00

\$99,832.81

\$97,592.22

\$94,731 00

WILLIAMS COLLEGE
\$5,000 Donors FY01

9-Aug-2001
Page 7

\$90,549.45

\$90,138.25

\$88,120.52

\$82,512.50

\$80,105.00

\$71,475.00

\$69,357.50

\$68,593.75

\$65,193.75

\$64,743.75

\$60,000.00

WILLIAMS COLLEGE
\$5,000 Donors FY01

9-Aug-2001
Page 8

\$58,337 00

\$55,135.12

\$55,000.00

\$54,500.00

\$53,750 00

\$52,900.00

\$52,250 00

\$52,000.00

\$52,000.00

\$50,040.00

\$50,020.00

WILLIAMS COLLEGE
\$5,000 Donors FY01

9-Aug-2001
Page 9

\$50,000.00

\$50,000 00

\$50,000 00

\$50,000.00

\$50,000.00

\$49,935.38

\$49,830.27

\$48,709.77

\$48,000.00

\$47,500.00

\$47,000.00

WILLIAMS COLLEGE
\$5,000 Donors FY01

9-Aug-2001
Page 10

\$45,361.87

\$44,000.00

\$43,000.00

\$42,500 00

\$41,000 00

\$40,100.00

\$40,000.00

\$40,000.00

\$40,000.00

\$40,000.00

\$38,834.07

WILLIAMS COLLEGE
\$5,000 Donors FY01

9-Aug-2001
Page 11

\$36,959.38

\$36,109.77

\$35,000 00

\$34,559 37

\$34,250.00

\$33,019.00

\$32,830.00

\$31,500.00

\$31,265.00

\$31,000.00

\$30,416.60

\$30,200.00

\$30,000.00

\$30,000.00

\$30,000.00

\$30,000.00

\$29,406.25

\$28,488.75

\$28,347 00

\$28,325.00

\$28,053.75

\$27,906.51

\$27,852.58

\$27,434.38

\$27,175.00

\$27,000.00

\$26,996.43

\$26,406.13

\$26,008.72

\$25,700.00

\$25,578.13

\$25,459.88

\$25,400.00

\$25,335.25

\$25,162.50

\$25,054.00

\$25,000.00

\$25,000.00

\$25,000.00

\$25,000.00

\$25,000.00

\$25,000.00

\$25,000.00

\$25,000.00

WILLIAMS COLLEGE
\$5,000 Donors FY01

9-Aug-2001
Page 15

\$25,000.00

\$25,000.00

\$25,000.00

\$25,000.00

\$24,384.41

\$24,171.88

\$24,032.18

\$23,787.81

\$23,500.00

\$23,383.75

\$23,056.25

WILLIAMS COLLEGE
\$5,000 Donors FY01

9-Aug-2001
Page 16

\$22,500.00

\$22,500.00

\$22,345.40

\$22,155.48

\$21,819.05

\$21,620.00

\$21,140.31

\$21,062.50

\$21,000.00

\$20,693.75

\$20,600.00

WILLIAMS COLLEGE
\$5,000 Donors FY01

9-Aug-2001
Page 17

\$20,242.97

\$20,075.00

\$20,031.50

\$20,000.00

\$20,000.00

\$20,000.00

\$20,000.00

\$20,000.00

\$20,000.00

\$20,000.00

\$19,543.75

\$19,341.08

\$19,250.00

\$19,000.00

\$18,710.94

\$18,595.40

\$18,245.00

\$18,220.00

\$18,000.00

\$17,916.06

\$17,352.81

\$17,291.00

WILLIAMS COLLEGE
\$5,000 Donors FY01

9-Aug-2001
Page 19

\$17,000.00

\$17,000.00

\$16,937 50

\$16,609.76

\$16,389.00

\$15,925.00

\$15,850.00

\$15,500.00

\$15,305.08

\$15,205.08

\$15,100.00

\$15,000.00

\$15,000.00

\$15,000.00

\$15,000.00

\$15,000.00

\$15,000.00

\$15,000.00

\$15,000.00

\$14,983.75

\$14,824.69

\$14,770.25

\$14,750.00

\$14,750 00

\$14,625.00

\$14,595.00

\$14,500.00

\$14,500.00

\$14,402.50

\$14,350.00

\$14,318.50

\$14,303.00

\$14,206.25

\$14,140.63

\$14,100.00

\$14,000.00

\$13,934.65

\$13,900.00

\$13,738.75

\$13,620.50

\$13,070.00

\$13,000.00

\$12,984.38

\$12,560.63

WILLIAMS COLLEGE
\$5,000 Donors FY01

9-Aug-2001
Page 23

\$12,500 00

\$12,500.00

\$12,500.00

\$12,485.00

\$12,441.00

\$12,348.75

\$12,050.00

\$12,005.00

\$12,000.00

\$12,000.00

1

\$11,948.25

WILLIAMS COLLEGE
\$5,000 Donors FY01

9-Aug-2001
Page 24

\$11,937.50

\$11,880.94

\$11,754.00

\$11,438.63

\$11,420.00

\$11,350.00

\$11,274.00

\$11,175.00

\$11,050.00

\$11,000.00

\$11,000.00

WILLIAMS COLLEGE
\$5,000 Donors FY01

9-Aug-2001
Page 25

\$11,000.00

\$11,000.00

\$11,000 00

\$11,000.00

\$10,863 91

\$10,725 00

\$10,690.63

1 \$10,648.44

1 \$10,539.38

1 \$10,502.81

1 \$10,500.00

WILLIAMS COLLEGE
\$5,000 Donors FY01

9-Aug-2001
Page 26

\$10,500.00

\$10,469.60

\$10,400.00

\$10,359.44

\$10,325 00

\$10,308.88

\$10,303.13

\$10,300.00

\$10,300.00

\$10,287.50

\$10,250.00

\$10,202.44

\$10,200.00

\$10,158.81

\$10,148.44

\$10,125.00

\$10,100.00

\$10,100.00

\$10,088.28

\$10,021.88

\$10,019.91

\$10,000.00

WILLIAMS COLLEGE
\$5,000 Donors FY01

9-Aug-2001
Page 28

\$10,000.00

\$10,000.00

\$10,000.00

\$10,000.00

\$10,000.00

\$10,000.00

\$10,000.00

\$10,000.00

\$10,000.00

\$10,000.00

\$10,000.00

WILLIAMS COLLEGE
\$5,000 Donors FY01

9-Aug-2001
Page 29

\$10,000.00

\$10,000.00

\$10,000.00

\$10,000.00

\$10,000.00

\$10,000.00

\$10,000.00

\$10,000.00

\$10,000.00

\$10,000.00

\$10,000.00

WILLIAMS COLLEGE
\$5,000 Donors FY01

9-Aug-2001
Page 30

\$10,000 00

\$10,000 00

\$10,000.00

\$10,000.00

\$10,000.00

\$10,000.00

\$10,000.00

\$10,000.00

\$10,000.00

\$10,000.00

\$10,000.00

\$10,000.00

\$9,987.38

\$9,977.00

\$9,950.00

\$9,781 25

\$9,671.88

\$9,612.33

\$9,600.00

\$9,558.50

\$9,537.50

\$9,500.00

\$9,496.50

\$9,454.24

\$9,428.13

\$9,253.13

\$9,118.75

\$9,000.00

\$9,000.00

\$8,911.25

\$8,911.25

\$8,848.45

\$8,718.75

\$8,612.81

\$8,500.00

\$8,500.00

\$8,481.25

\$8,350.00

\$8,331.25

\$8,250.00

\$8,225.00

\$8,200.00

\$8,146.88

\$8,000.00

\$8,000.00

\$8,000.00

\$7,868.44

\$7,820.75

\$7,814.00

\$7,775.00

\$7,750.00

\$7,715.63

\$7,715.62

\$7,500.00

\$7,500.00

\$7,500 00

\$7,500.00

\$7,500 00

\$7,500 00

\$7,500.00

\$7,500.00

\$7,500.00

\$7,500.00

\$7,500.00

\$7,500.00

\$7,426.00

\$7,308.60

\$7,273.00

\$7,250.00

\$7,168.75

\$7,055.50

\$7,040.00

\$7,034.38

\$7,000.00

\$7,000.00

\$7,000.00

\$7,000.00

\$6,850.00

\$6,849.00

\$6,833.22

\$6,800.00

\$6,745.31

\$6,500.00

\$6,500.00

\$6,424.16

\$6,409.28

\$6,300.00

\$6,250.00

\$6,108.68

\$6,100.00

\$6,070.31

\$6,052.30

\$6,000.00

\$6,000.00

\$6,000.00

\$6,000.00

\$6,000.00

\$6,000.00

\$6,000.00

\$6,000 00

\$6,000 00

\$6,000.00

\$6,000.00

\$6,000.00

\$6,000.00

\$6,000.00

\$6,000.00

\$6,000.00

\$5,978.00

\$5,955.06

\$5,951.38

\$5,899.69

\$5,825.00

\$5,821.56

\$5,819.53

\$5,819.53

\$5,790.75

\$5,790.75

\$5,786.34

\$5,718.75

\$5,715.63

\$5,705.50

\$5,636.56

\$5,633.75

\$5,603.52

\$5,582.03

\$5,550.00

\$5,525.00

\$5,500.00

\$5,500.00

\$5,500.00

\$5,500.00

\$5,500.00

\$5,500.00

\$5,500.00

\$5,494.13

\$5,492.75

\$5,475.00

\$5,417.70

\$5,400.00

\$5,393.19

\$5,377.85

\$5,375.00

\$5,368.75

\$5,350 00

\$5,335.69

\$5,335.69

\$5,333.00

\$5,324.69

\$5,301.25

\$5,300.06

\$5,300.00

\$5,284.38

\$5,274.38

\$5,271.20

\$5,271.19

\$5,250.50

\$5,250.00

\$5,250.00

\$5,250.00

[\$5,248.13

\$5,232.50


\$5,225.00

\$5,206.25

\$5,200.00

WILLIAMS COLLEGE
\$5,000 Donors FY01

9-Aug-2001
Page 45



\$5,189.06

\$5,152.50

\$5,152.50

\$5,150.00

\$5,125.75

\$5,125.50

\$5,104.84

\$5,103.51

\$5,100.00

\$5,100.00

\$5,100.00

\$5,100 00

\$5,089.70

\$5,087.50

\$5,078.31

\$5,066.80

\$5,056.25

\$5,050.00

\$5,050.00

\$5,037.50

\$5,031.00

\$5,000.49

WILLIAMS COLLEGE
\$5,000 Donors FY01

9-Aug-2001
Page 47

\$5,000.00

\$5,000.00

\$5,000.00

\$5,000.00

\$5,000.00

\$5,000.00

\$5,000.00

\$5,000.00

\$5,000.00

\$5,000.00

\$5,000.00

WILLIAMS COLLEGE
\$5,000 Donors FY01

9-Aug-2001
Page 48

\$5,000.00

\$5,000 00

\$5,000.00

\$5,000.00

\$5,000.00

\$5,000.00

\$5,000.00

\$5,000.00


\$5,000.00

\$5,000.00

\$5,000.00

WILLIAMS COLLEGE
\$5,000 Donors FY01

9-Aug-2001
Page 49



\$5,000 00

\$5,000.00

\$5,000.00

\$5,000.00

\$5,000.00

\$5,000.00

\$5,000.00

\$5,000.00

\$5,000.00

\$5,000.00

\$5,000 00

\$5,000.00

\$5,000 00

\$5,000.00

\$5,000.00

\$5,000.00

\$5,000.00

\$5,000.00

\$5,000.00

\$5,000.00

\$5,000.00

\$5,000.00

WILLIAMS COLLEGE
\$5,000 Donors FY01

9-Aug-2001
Page 51

\$5,000 00

\$5,000.00

\$5,000 00

\$5,000.00

\$5,000.00

\$5,000.00

\$5,000.00

\$5,000.00

\$5,000.00

\$5,000.00

\$5,000.00

WILLIAMS COLLEGE
\$5,000 Donors FY01

9-Aug-2001
Page 52

\$5,000.00

\$5,000.00

\$5,000.00

\$5,000.00

\$5,000.00

\$5,000.00

\$5,000.00

\$5,000.00

\$5,000.00

\$5,000.00

\$5,000.00

\$5,000 00

\$5,000.00

\$5,000.00

\$5,000.00

\$5,000.00

\$5,000.00

\$5,000.00

\$5,000.00

\$5,000.00

SENDER COMPLETES THIS SECTION ■ Complete items 1, 2, and 3. Also complete item 4 if Restricted Delivery is desired. ■ Print your name and address on the reverse so that we can return the card to you. ■ Attach this card to the back of the mailpiece, or on the front if space permits. 1 - Article Addressed to: <i>Internal Revenue Service</i> <i>Ogden, UT</i> <i>84201-0012</i>		COMPLETE THIS SECTION ON DELIVERY A. Received by (Please Print Clearly) _____ B. Date of Delivery _____ C. Signature _____ <input type="checkbox"/> Agent <input type="checkbox"/> Addressee D. Is delivery address different from item 1? <input checked="" type="checkbox"/> Yes <input type="checkbox"/> No If YES, enter delivery address: RECEIVED <i>Ogden, UT 84201</i>	
2. Article Number (Copy from service label) PS Form 3811 July 1999		3. Service Type <input checked="" type="checkbox"/> Certified Mail <input type="checkbox"/> Express Mail <input type="checkbox"/> Registered <input type="checkbox"/> Return Receipt for Merchandise <input type="checkbox"/> Insured Mail <input type="checkbox"/> C.O.D. 4. Restricted Delivery? (Extra Fee) <input type="checkbox"/> Yes <input type="checkbox"/> No	

PS Form 3811 July 1999 1-1111 Domestic Return Receipt (02595-00-10-0052)

Line 56 (Form 990) - Other Investments

		Beginning	End
1 Bonds	1	161,986,857	196,407,805
2 Real Estate Mortgages & Other	2	29,378,653	26,882,376
3 Privately Held Partnerships	3	540,836,688	351,377,005
4 Mutual Funds	4	102,352,373	81,446,725
5 Net Accounts Receivable / Payable	5	17,600,578	3,096,188
6	6		
7	7		
8	8		
9	9		
10	10		
11 Total other investments		852,155,149	659,210,099

Line 58 (Form 990) - Other Assets

		Beginning	End
1 Accrued Investments	1	3,946,004	2,865,630
2	2		
3	3		
4	4		
5	5		
6	6		
7	7		
8	8		
9	9		
10	10		
11 Total other assets		3,946,004	2,865,630

Line 65 (Form 990) - Other Liabilities

		Beginning	End
1 Present Value of Future Beneficiary Payments	1	32,990,106	31,148,393
2 Government Advances for Student Loans	2	3,368,264	3,434,031
3	3		
4	4		
5	5		
6	6		
7	7		
8	8		
9	9		
10	10		
11 Total other liabilities		36,358,370	34,582,424

Page 1, Part 1, Line 8(c)

No separate accounting is maintained for accumulation of total sales of securities. Therefore, the only amount available from a practical standpoint is the net realized gain from the sale of these securities.

Page 2, Part II, Line 42

Depreciation Expense

2001

Land Improvements	\$	565,207
Building		6,534,033
Equipment		<u>2,195,632</u>
	\$	9,294,872

Page 2, Part II, Line 43(e)

Includes various expenses such as office, maintenance and repairs, athletics, library, contact services, etc. not practical to enumerate separately.

Page 3, Part IV, Line 51(c)

(Receivables are shown net of reserves)

2001

Current Unrestricted Fund Notes Rec	\$	812
Student Loans - Loan Fund		<u>5,919,521</u>
	\$	5,920,333

Page 3, Part IV, Line 57(b)

Accumulated Depreciation

2001

Land Improvements	\$	4,545,563
Building		93,199,919
Equipment		<u>23,104,503</u>
	\$	120,849,986

Page 3, Part IV, Line 64(a)

Massachusetts Health & Educational Facilities
 Authority Bonds

2001

Series A, 4 5-5 25%, due through 2007	\$	2,365,000
Series D, 3-5 70%, due through 2017		13,990,000
Series E, variable, due through 2014		19,200,000
Series F, 5 5-5 75%, due through 2026		32,000,000
Series G, 5 50%, due through 2014		<u>9,255,000</u>
	\$	76,810,000

Page 3, Part IV, Line 65

2001

Present Value of Future Beneficiary Payments	\$	31,148,393
Government Advances for Student Loans		<u>3,434,031</u>
	\$	34,582,424

Page 5, Part VI, Line 80

Faculty Club
Williamstown, MA - Exempt

School, College & University Underwriters, Ltd - Non Exempt
Hamilton, Bermuda

Williams College Land Foundation, Inc
Williamstown MA - Exempt

Clark Art Institute
Williamstown, MA - Exempt

Page 6, Part VII, Line 103(a)
Miscellaneous Income

2001

Deposit Forfeits	\$	4,800
Commission		-
Reimb Expenses		229,421
Sale of Minor Equipment		-
Other Misc		397,424
Rebates		<u>10,508</u>
	\$	642,153

Schedule A

Page 2, Part III, Line 2

c) Housing and an automobile were provided to an officer for the convenience of the College. The officer is required to live on campus as part of his/her duties.

Page 2, Part III, Line 4

The College grants financial aid to student based on federal and college guidelines.

Page 4, Part V, Line 34A

Students at Williams College receive Title IV federal financial aid.

excel 990-01
Dec 01

Williams College
Schedule II - Investments
For The Year Ending
June 30, 2001

Security Description	Par/Units	Book Value	Market Value
BONDS			
AES CORP SR SUB NTS CALL	2,540,000	2,787,500	2,628,900
AUTOZONE INC NTS	5,510,000	5,160,143	4,895,800
CANADA GOVT BDS (CAD)	13,300,000	8,512,378	8,650,223
CERTIFICATES ACCRUAL TREAS SECS SER-INT	1,000	745	629
CITIGROUP INC SUB NTS	5,890,000	5,945,150	6,114,115
COLLEGE & UNIV FAC LN TR TWO SEQUENTI	493,866	324,099	447,200
CSC HLDGS INC SR NT	4,075,000	3,968,031	3,871,821
EUROPEAN INVESTMENT BANK UNSUB (EUR)	6,620,000	5,388,272	5,452,684
FEDERAL HOME LN BANK BDS	2,300,000	2,336,937	2,336,111
FEDERAL HOME LN BANKS BONDS	6,000,000	5,744,040	6,229,680
FEDERAL HOME LN BKS BD	5,000,000	4,327,900	4,783,600
FEDERAL HOME LN MTG CORP (EUR) SR UNSUB	5,800,000	5,107,874	4,987,183
FEDERAL HOME LN MTG CORP DEB	6,250,000	6,878,164	6,673,813
FEDERAL HOME LN MTG CORP DEB CALL	1,000,000	962,430	985,160
FEDERAL NATL MTG ASSN	1,000,000	1,014,500	1,006,560
FEDERAL NATL MTG ASSN GTD REMIC 97-17-M	2,716,000	2,646,827	2,716,000
FEDERAL NATL MTG ASSN MED TERM NT CALL	6,425,000	6,190,993	6,344,131
FEDERAL NATL MTG ASSN MTG PL	508,904	498,509	519,727
FEDERAL NATL MTG ASSN NT	5,325,000	5,373,978	5,503,917
FEDERAL NATL MTG ASSN SER 1997-11 CL E	2,650,000	2,455,805	2,640,884
FORD CR AUTO OWNER TR 98 B ABS CL A4	1,727,527	1,751,582	1,729,686
FORD MOTOR CO BDS	4,600,000	4,409,124	4,001,218
FORD MTR CR CO NT	4,220,000	4,277,975	4,425,345
GENERAL MILLS INC MTN TRANCHE #TR 00132	3,940,000	3,938,463	4,026,522
GOVERNMENT NATL MTG ASSN MTG POOL	32,069,027	30,882,749	31,811,945
ISRAEL ST DLR CURRENT INCOME BD	2,500	2,200	2,250
MOTOROLA INC NTS	4,075,000	3,971,658	3,745,944
ORTHEDU CO DTD 12/31/1993 9% 12/31/2013	175,000	175,000	175,000
RESIDENTIAL FDG MTG SECS 1 INC 98 S5 A12	1,000,000	990,156	974,370
STAPLES INC SR NTS	2,000,000	1,936,373	1,844,040
TENNESSEE VALLEY AUTH PWR BD SER E	8,300,000	8,197,671	8,440,688
THE SHARON COUNTY CLUB INC	5,000	5,000	5,000
U S TREAS SEC STRIPPED INT PMT	13,000	12,198	11,734
U S TREAS SEC STRIPPED INT PMT STRIPPED	10,000,000	7,272,962	3,962,300
UNITED STATES DEPT TR 93-3 CL 2 ZA	1,817,934	1,639,314	1,822,479
UNITED STATES DEPT VETERAN AFFAIRS REMIC	3,929,500	3,573,389	3,971,231
UNITED STATES TREAS BDS	28,308,000	28,100,109	30,424,303
UNITED STATES TREAS NTS	6,208,000	6,344,721	6,625,391
UNITED STATES TREAS NTS INFLATION INDEX	4,038,381	3,810,235	4,129,244
WAL MART STORES INC NT	6,250,000	6,153,008	6,475,125
WASTE MGMT INC DEB	1,000,000	1,047,654	1,015,850
TOTAL BONDS		194,115,817	196,407,805
STOCKS			
ACE LTD	19,600	756,115	766,164
ADC TELECOMMUNICATIONS INC	31,800	316,112	209,880
ADELPHIA COMMUNICATIONS CORP CL A	9,600	433,268	393,600
ADOBE SYSTEMS INC	95,145	3,839,589	4,471,815

Williams College
Schedule II - Investments
For The Year Ending
June 30, 2001

Security Description	Par/Units	Book Value	Market Value
AES CORP	108,352	2,666,937	4,664,554
AGERE SYS INC CL A	40,500	322,070	295,650
AMERICAN CONTRL CORP NEW	1	1	1
AMERICAN EXPRESS CO	197,405	5,135,044	7,659,314
AMERICAN INTERNATIONAL GROUP INC	162,799	7,060,169	13,839,543
AMERICAN POWER CONVERSION CORP	16,700	282,855	263,025
AMERICAN STANDARD COS INC	5,200	322,710	312,520
ANADARKO PETROLEUM CORP	13,500	869,789	727,785
AOL TIME WARNER INC	242,880	11,413,842	12,872,640
ARCH COAL INC	13,400	408,119	346,658
ARGOSY RLTY CORP PFD	5	150	150
AT&T CORP LIBERTY MEDIA GROUP CL A	150,200	2,346,570	2,626,998
AUTOZONE INC	206,100	5,930,282	7,728,750
AVON PRODUCTS INC	191,314	7,052,801	8,854,012
BAKER HUGHES INC	25,659	845,636	1,194,577
BALLARD POWER SYSTEMS INC	(2,200)	(156,896)	(102,432)
BECTON DICKINSON & CO	269,888	6,870,878	9,659,292
BED BATH & BEYOND INC	52,000	797,036	1,622,400
BELAIR REAL ESTATE CORP RESTD	20	60	60
BELCREST REALTY CORP PFD	20	60	60
BELMAR RLTY CORP	10	300	300
BELMAR RLTY CORP PFD	10	300	300
BELPORT RLTY CORP PFD	5	150	150
BELRIEVE RLTY CORP OC PFD	5	150	150
BERKSHIRE HATHAWAY INC DEL CL A	36	2,356,571	2,498,400
BIG LOTS INC	14,700	187,516	201,096
BRAZONICS INC STPD SALE RESTD	385	30,353	30,353
BRUNSWICK CORP	14,200	324,009	341,226
CABLETRON SYSTEMS INC	32,900	574,133	751,765
CABLEVISION SYS CORP RAINBOW MEDIA GRP	22,400	431,615	577,920
CABLEVISION SYSTEMS CO N/C CABLEVISION**	44,800	2,863,734	2,620,800
CABOT MICROELECTRONICS CORP	55,700	3,645,858	3,453,400
CAPSTONE TURBINE CORP	(13,800)	(407,490)	(304,842)
CARNIVAL CORP	162,712	4,647,965	4,995,258
CHARTER ONE FINANCIAL INC	12,200	341,997	389,180
CINTAS CORP	137,471	4,715,986	6,358,034
CISCO SYSTEMS INC	92,800	2,526,576	1,688,960
CITIGROUP INC	260,277	6,791,147	13,753,037
CITIZENS COMMUNICATIONS CO CL B	90,200	1,125,313	1,086,910
CLEAR CHANNEL COMMUNICATIONS INC	110,740	6,847,589	6,943,398
CNET NETWORKS INC	31,700	865,913	412,100
COLUMBIA CHANNEL GOLD MINING CO	2,284	1	1
CONCORD EFS INC	4,500	222,750	234,045
CONTINENTAL AIR LINES INC CL B	5,600	294,590	275,800
CORNING INC	133,285	2,233,602	2,227,192
COVANCE INC	12,000	232,833	271,800
CREE INC	(14,800)	(461,800)	(386,946)
CURAGEN CORP	3,700	112,787	134,680
CVS CORP	160,809	6,827,982	6,207,227

Williams College
Schedule II - Investments
For The Year Ending
June 30, 2001

Security Description	Par/Units	Book Value	Market Value
DANAHER CORP	3,900	266,984	218,400
DELL COMPUTER CORP	120,300	3,142,686	3,145,845
DIGITAL LIGHTWAVE INC	(14,900)	(567,763)	(550,704)
DOVER CORP	173,349	6,046,179	6,526,590
DYNEGY INC NEW CL A	9,100	423,872	414,050
ECHOSTAR COMMN CORP NEW CL A	33,100	1,102,932	1,073,102
EL PASO CORP	51,836	3,737,444	2,723,463
ELECTRONIC DATA SYSTEMS CORP NEW	97,188	5,426,514	6,074,250
EMC CORP	98,800	2,907,702	2,889,900
ENTERCOM COMMUNICATIONS CORP	5,200	244,860	278,772
FANNIE MAE	198,106	10,023,992	16,844,953
FEDEX CORP	137,100	4,718,433	5,511,420
FLOWERS FOODS INC	41,313	847,743	1,295,163
FMR CORP	755	449,971	540,293
FMR CORP	3,523	2,270,540	2,521,129
FRANKLIN RESOURCES INC	124,455	4,383,219	5,696,305
GATEWAY INC	20,600	393,638	338,870
GENERAL ELECTRIC CO	279,335	10,634,016	13,617,581
GEODYNE RESOURCES INC LEASE #	1	1	1
GILLETTE CO	152,837	4,550,067	4,430,745
GOODRICH CORPORATION	8,800	329,110	334,224
GRAINGER W W INC	171,682	5,813,763	7,066,431
HARMAN INTERNATIONAL INDS INC	8,100	310,279	308,529
HCA INC	42,600	1,516,997	1,925,094
HEALTH MGMT ASSOC INC NEW CL A	16,000	299,878	336,640
HEALTHSOUTH CORP	32,300	517,345	515,831
HERSHEY FOODS CORP	91,294	5,270,225	5,633,753
HEWLETT PACKARD CO	216,718	6,489,363	6,198,135
HOME DEPOT INC	146,449	3,787,192	6,817,201
HOUGHTON MUFFLIN	80	4,792	4,792
HUNTER ENVIRONMENTAL SVCS INC	10,000	57,500	60
I2 TECHNOLOGIES INC	13,100	300,360	259,380
ICI CHEMICALS & POLYMERS HLDGS INC ESCR	1	1	1
IDEC PHARMACEUTICALS CORP	3,500	185,148	236,915
IMMUNEX CORP NEW	17,700	282,501	314,175
INSURANCE GIFTS		25,963	25,963
INTEGRATED DEVICE TECHNOLOGY INC	9,200	316,316	291,548
INTEL CORP	111,920	1,553,791	3,273,660
INTERNATIONAL BUSINESS MACHINES CORP	109,650	7,539,319	12,390,450
INTUIT INC	25,600	915,485	1,023,744
JOHNSON & JOHNSON CO	160,082	5,526,564	8,004,100
JOHNSON S C & SON INC OC THIRD PFD	1,000	112,310	112,310
KAISER GROUP INTL INC ESCROW	13	0	13
KEYSPAN CORP	4,400	176,484	160,512
KINDER MORGAN INC KANS	4,600	241,156	231,150
L 3 COMMUNICATIONS HLDGS INC	15,900	1,179,013	1,213,170
LAMAR ADVERTISING CO	8,300	325,995	365,200
LEAR CORP	10,100	261,818	352,490
LEGGETT & PLATT INC	211,743	4,543,813	4,664,698

Williams College
Schedule II - Investments
For The Year Ending
June 30, 2001

Security Description	Par/Units	Book Value	Market Value
LEUMI USA INVT CORP PFD 6% SER A	1	1	1
LION OIL ROYALTY	1	1	1
MACDERMID INC	36,700	1,367,221	660,600
MARINE PROTEIN CORP	200	1	1
MASCO CORP	246,838	5,235,472	6,161,076
MBNA CORP	131,068	2,446,068	4,325,244
MCCORMICK & CO INC NON VTG	123,514	3,844,643	5,190,058
MCDATA CORP	2,856	44,473	50,123
MCDONALDS CORP	181,283	4,558,882	4,905,518
MEDTRONIC INC	85,026	3,757,215	3,912,046
MERCK & CO INC	114,754	4,736,341	7,333,928
METTLER-TOLEDO INTERNATIONAL INC	7,100	383,519	307,075
MICROSOFT CORP	24,600	1,806,449	1,795,800
MILLIPORE CORP	6,800	385,148	421,464
MINERALS TECHNOLOGIES INC	9,200	306,360	394,864
MINNESOTA MINING & MANUFACTURING CO	20,700	2,564,911	2,361,870
MIPS TECHNOLOGIES INC CL B	15,000	370,163	193,500
MOLEX INC CL A NON VTG	130,318	3,013,460	3,886,083
MOTOROLA INC	193,908	3,719,501	3,211,116
NABORS INDUSTRIES INC	6,900	367,244	256,680
NATIONAL SEMICONDUCTOR CORP	15,900	353,030	463,008
NEWMONT MINING CORP	88,100	1,545,026	1,639,541
NOBLE AFFILIATES INC	31,500	993,278	1,113,525
NRG ENERGY INC	4,200	111,242	92,736
NTL INC	308,200	4,566,589	3,713,810
OFFICE DEPOT INC	736,200	9,119,409	7,641,756
ORACLE CORP	189,700	4,062,250	3,604,300
PALM INC	381,413	4,194,018	2,315,177
PARKER HANNIFIN CORP	6,500	280,451	275,860
PEREGRINE SYS INC	11,500	239,613	333,500
PHILIP MORRIS COS INC	186,825	5,818,238	9,481,369
PHIZER	480	20,345	20,345
POLYCOM INC	14,000	336,061	323,260
PRECISION CASTPARTS CORP	155,812	4,180,436	5,830,485
PROGRESSIVE CORP OHIO	80,934	6,138,138	10,941,467
QLOGIC CORP	4,700	170,968	302,915
RETEK INC	3,100	67,638	148,614
RIGEL PHARMACEUTICALS INC	47,500	334,500	403,750
ROHM & HAAS CO	11,500	395,777	378,350
SCHLUMBERGER LTD	81,519	4,003,900	4,291,975
SCHWAB CHARLES CORP NEW	15,800	276,453	248,850
SCI SYSTEMS INC	21,600	512,694	550,800
SEALED AIR CORP NEW	10,299	333,173	383,638
SENSIENT TECHNOLOGIES CORP	8,354	33,990	171,424
SENSORMATIC ELECTRONICS CORP	13,700	274,448	232,900
SIEBEL SYSTEMS INC	(8,100)	(333,493)	(379,890)
SMURFIT STONE CONTAINER CORP	30,500	469,343	494,100
SPRINT CORP PCS COM SER 1	195,800	3,255,875	4,728,570
SPX CORP	3,600	382,377	450,648

Williams College
Schedule II - Investments
For The Year Ending
June 30, 2001

Security Description	Par/Units	Book Value	Market Value
ST PAUL COS INC	10,800	501,312	547,560
STAPLES INC	79,400	1,139,782	1,269,606
SUNGARD DATA SYSTEMS INC	10,600	260,208	318,106
SYMANTEC CORP	8,200	503,562	358,258
SYMBOL TECHNOLOGIES INC	16,100	400,478	357,420
SYNOPSYS INC	21,900	1,103,557	1,059,741
SYSCO CORP	381,356	4,701,493	10,353,815
TENET HEALTHCARE CORP	58,100	2,087,444	2,997,960
TERADYNE INC	8,500	310,477	297,500
TEVA PHARMACEUTICAL INDS LTD ADR	52,577	1,611,669	3,275,547
TEXAS INSTRUMENTS INC	211,827	4,021,466	6,757,281
THERMO ELECTRON CORP	32,900	841,344	724,458
TMP WORLDWIDE INC	13,700	742,564	822,000
UNITED PARCEL SVC INC CL B	77,167	4,244,651	4,460,253
UNITED TECHNOLOGIES CORP	33,500	2,514,199	2,434,210
UNITEDHEALTH GROUP INC	102,340	3,938,432	6,319,495
UNIVERSITY CLUB CO	6	1	1
UNUMPROVIDENT CORP	102,130	1,707,415	3,280,416
USA EDUCATION INC	33,600	2,148,284	2,452,800
VARIAN INC	8,000	232,758	258,400
VIACOM INC CL B	164,137	8,583,850	8,494,090
WATSON PHARMACEUTICALS INC	9,300	475,566	573,252
WEATHERFORD INTERNATIONAL INC	5,900	289,372	283,200
WESTERN WIRELESS CORP CL A	7,100	281,488	305,300
WINK COMMUNICATIONS INC	35,600	852,366	91,136
WORLDCOM INC/WORLDCOM GROUP	219,500	6,215,623	3,116,900
WPP GROUP PLC ADR	70,418	3,352,582	3,528,505
XL CAPITAL LTD CL A	5,800	440,935	476,180
YAHOO INC	21,300	413,964	425,787
ZALE CORP NEW	8,100	235,851	272,970
TOTAL STOCKS		358,926,670	440,324,986
LIMITED PARTNERSHIPS			
ACCEL V		3,192,902	5,064,346
ACCEL VI		4,977,544	8,212,223
ACCEL VII		3,750,000	4,232,510
ACCEL VIII		1,000,000	842,738
AG CAPITAL RECOVERY PARTNERS		9,284,808	10,919,294
ALLEN VALUE PARTNERS		600,500	560,596
ARGO PARTNERSHIP		1,522,644	1,374,869
BATTERY VENTURES IV		2,906,496	4,929,119
BATTERY VENTURES V		4,453,194	3,661,959
BATTERY VENTURES VI		1,325,000	1,229,678
BERKSHIRE FUND IV		3,474,649	1,057,120
BERKSHIRE FUND V		2,034,827	2,109,350
BERKSHIRES CAPITAL INVESTORS		896,865	2,675,150
BERKSHIRES CAPITAL INVESTORS II		2,400,000	1,749,661
BRENTWOOD ASSOCIATES VII		1,536,469	3,265,726
BRENTWOOD ASSOCIATES VIII		2,935,008	7,401,684

Williams College
Schedule II - Investments
For The Year Ending
June 30, 2001

Security Description	Par/Units	Book Value	Market Value
BRENTWOOD ASSOCIATES IX		3,852,832	6,785,317
CLAYTON & DUBILIER PRIVATE EQUITY FUND IV		2,988,423	2,442,418
CLAYTON DUBILIER & RICE FUND V		19,387,198	25,517,075
CLAYTON DUBILIER & RICE FUND VI		7,211,126	7,551,039
COMPOUND CAPITAL GROWTH FUND		5,000,000	6,493,479
DLJ MERCHANT BKG PARTNERS II		4,186,846	4,644,094
DLJ MERCHANT BKG PARTNERS III		1,363,055	1,419,774
DOUBLE BLACK DIAMOND		10,000,000	10,615,000
ENDOWMENT & FNDTN RLTY JMB II		320,511	4,303
ESL LIMITED		10,000,000	14,158,275
FS EQUITY PARTNERS III		2,995,440	4,109,610
GREAT HILL PARTNERS I		3,250,000	4,860,381
GREAT HILL PARTNERS II		561,423	428,748
HARRY GRAY MEL KLINE & PARTNERS		450,000	4,085,378
HELLMAN & FRIEDMAN CAPITAL PARTNERS III		3,137,100	2,285,465
HIGHLAND CAPITAL PARTNERS III		3,793,854	3,556,871
HIGHLAND CAPITAL PARTNERS IV		3,747,907	2,749,207
HIGHLAND CAPITAL PARTNERS V		2,683,546	2,302,371
INSTITUTIONAL VENTURE PARTNERS VII		4,472,144	11,380,616
INSTITUTIONAL VENTURE PARTNERS VIII		7,432,143	11,300,997
LONE PINE CAPITAL		10,000,000	11,400,409
MADISON DEARBORN I LTD		2,914,061	4,151,702
MADISON DEARBORN II LTD		21,898,881	28,890,278
MADISON DEARBORN III LTD		19,156,418	19,539,594
MADISON DEARBORN IV LTD		506,253	506,253
MATRIX PARTNERS V		1,911,369	2,097,814
MATRIX PARTNERS VI		4,846,403	4,602,577
MEDIA/COMMUNICATIONS PARTNERS III		4,008,034	7,102,540
MEDIA/COMMUNICATIONS PARTNERS V		750,000	658,251
MENLO VENTURES VII		2,918,490	3,111,649
MENLO VENTURES VIII		3,600,000	3,866,546
MENLO VENTURES IX		350,000	265,588
MOHR DAVIDOW VENTURES III		1,282,424	4,089,650
MOHR DAVIDOW VENTURES IV		1,467,999	3,324,308
MOHR DAVIDOW VENTURES V		4,420,426	10,951,817
MOHR DAVIDOW VENTURES V -L		1,983,709	1,114,683
MOHR DAVIDOW VENTURES VI		3,500,000	3,703,796
MOHR DAVIDOW VENTURES VII		250,000	220,120
NEW ENTERPRISE ASSOC II		215,452	14,528
NEW ENTERPRISE ASSOC III		416,912	24,154
NEW ENTERPRISE ASSOC V		1,036,219	294,766
OZ OVERSEAS FUND		10,000,000	12,401,375
REDPOINT VENTURES I		4,200,000	5,203,838
REDPOINT VENTURES II		750,000	658,974
SCUUL LTD STPD SALE RESTRICTED		1,050,187	1,930,429
SEQUOIA CAPITAL VIII		950,284	1,950,966
SEQUOIA CAPITAL IX		1,165,469	1,978,962
SEQUOIA CAPITAL X		1,035,000	1,105,581
SEQUOIA CAPITAL FRANCHISE		2,376,731	1,262,158

Williams College
Schedule II - Investments
For The Year Ending
June 30, 2001

Security Description	Par/Units	Book Value	Market Value
SOUTHWEST ENTERPRISE ASSOC		430,180	2,749
STONEBRIDGE PARTNERS EQUITY FD		2,756,240	3,270,633
STONEBRIDGE PARTNERS II		8,387,986	7,874,697
STONEBRIDGE PARTNERS III		2,804,294	2,693,261
SUMMIT VENTURES IV		1,925,675	1,242,420
SUMMIT VENTURES V		4,359,011	4,003,401
SUMMIT VENTURES VI		150,000	133,268
T H LEE EQUITY FUND IV		3,296,234	4,677,044
T H LEE EQUITY FUND V		71,593	71,593
VESTAR ASSOCIATES III		3,644,995	3,901,902
VESTAR ASSOCIATES IV		1,059,716	972,865
WATER STREET CORPORATE RECOVERY FD I		57,066	133,426
TOTAL LIMITED PARTNERSHIPS		281,028,167	351,377,005
MUTUAL FUNDS			
ARTISAN INTERNATIONAL FUND	1,148,369	25,000,000	22,519,522
FIDELITY ADVISOR GROWTH OPPORTUNITY	300	10,305	10,305
MANHATTAN & CENTRAL EUROPEAN FUND	125,000	125,000	123,099
MANHATTAN INTERNATIONAL PARTNERS L P	100,000	100,000	148,121
T ROWE PRICE FOREIGN EQUITY FUND	3,087,270	51,057,716	44,796,294
VAN KAMPEN GROWTH & INCOME FUND	7,000	126,140	126,140
VANGUARD GROWTH & INCOME FUND	19,773	686,469	593,202
VANGUARD HIGH-YIELD CORPORATE FUND	6,217	47,998	40,535
VANGUARD INTER-TERM TAX-EXEMPT FUND	50,017	653,354	669,234
VANGUARD NEW YORK INSD TAX-EXEMPT FUND	9,808	104,326	109,062
VANGUARD STRATEGIC EQUITY FD	4,067	66,000	62,991
VANGUARD TOTAL BOND MARKET INDEX FUND	575,414	5,662,194	5,777,159
VANGUARD TOTAL STOCK MARKET INDEX FUND	245,620	5,409,835	6,742,280
TOTAL MUTUAL FUNDS		89,049,336	81,717,944
REAL ESTATE, MORTGAGES, & OTHERS			
DENI INVS LTD CDT UNIT LIMITED PARTNERS	1	1	1
ENDOWMENT FUNDS MANAGED BY OUTSIDE TRUSTEES		12,048,603	15,799,936
FACULTY LAND NOTES RECEIVABLE	150,000	150,000	150,000
FACULTY MORTGAGES		8,539,492	8,539,492
INVESTMENT PRESERVATION TRUST LTD PART	2,931	2,931	2,931
PHOENIX LEASING GROWTH FD	5	1,795	1,795
VARIOUS ORIGINAL WILLIAMS CLUB MORTGAGE	1	-	1
WILLIAMS CLUB 6 66% 12/31/2009	10,201,637	8,000,000	-
WILLIAMS COLLEGE 1/2 INTEREST IN LORICA	1	615,000	615,000
TOTAL REAL ESTATE, MORTGAGES, & OTHERS		29,357,822	25,109,156
TEMPORARY			
BAYERISCHE HYPO UND VEREINSBANK AG C/D	720,000	720,079	720,000
DEPFA BK EUROPE PLC DISC NT	503,000	491,023	499,356
DREYFUS INSTL MONEY MKT FD INC MONEY MK	2,305,500	2,305,500	2,305,500
DUKE UNIV DISC NT	1,000,000	976,197	989,709
FEDERAL FARM CR BK CONS DISC NT	2,000,000	1,953,948	1,979,817
FEDERAL HOME LN BKS DISC NT	2,450,000	2,402,159	2,436,317

Williams College
Schedule II - Investments
For The Year Ending
June 30, 2001

Security Description	Par/Units	Book Value	Market Value
FEDERAL HOME LN MTG CORP DISC NT	6,400,000	6,232,560	6,293,582
FEDERAL NATL MTG ASSN DISC NT	5,400,000	5,248,917	5,282,242
GENERAL ELECTRIC CAP CORP MASTER NT PART	17,092,841	17,092,841	17,092,841
HEINZ H J FIN CO DISC NT	490,000	489,605	489,692
INSTITUTIONAL TREASURY MONEY MARKET FUND	524,812	524,812	524,812
LANDESBANK BADEN WURTTENBERG CTF DEP	1,000,000	1,006,933	1,006,933
MONEY MKT OBLIGS TR AUTOMATED GOVT CASH	30,107,393	30,107,394	30,107,393
MONEY MKT OBLIGS TR INSTL SVC SHS	165,815,232	165,815,232	165,815,232
MORGAN STANLEY GROUP INC CASH COLL DEP	1,165,068	1,165,068	1,165,068
NATIONAL RURAL UTILS COOP FIN DISC NT	1,700,000	1,628,033	1,690,541
NEPTUNE FDG CORP DISC NT	700,000	699,039	699,268
PENNINE FDG LLC DISC NT	1,000,000	993,367	999,058
REPO AGREEMENT	1,894,341	1,894,341	1,894,341
SOCIETE GENERALE NORTH AMER INC DISC NT	1,000,000	973,705	998,849
TORONTO DOMINION BK NEW YORK BR/ CD LAM	1,000,000	1,000,515	1,000,483
VANGUARD PRIME MONEY MARKET FUND	378,361	378,361	378,361
WILLIAMS ART INVESTMENT FUND	5,000	37,014	37,014
WILLIAMSTOWN SAVINGS BANK	1,948,448	1,948,448	1,948,448
TOTAL TEMPORARY		246,085,088	246,354,857
TOTAL INVESTMENTS		1,198,562,900	1,341,291,754
ADD: NOTES RECEIVABLE			<u>1,592,000</u>
			<u>1,342,793,754</u>

SUMMARY

FORM 990, PART IV, LINE 46
FORM 990, PART IV, LINE 54
FORM 990, PART IV, LINE 56

246,354,857
437,228,798
659,210,099
1,342,793,754

WILLIAMS COLLEGE
SCHEDULE III-A
LAND, BUILDINGS, AND EQUIPMENT
For The Year Ended June 30, 2001

	Land and Land Improvements	Building	Equipment	Total
Balance, June 30, 2000	\$ 25,879,968	\$ 216,621,349	\$ 57,234,120	\$ 299,735,438
Additional for projects completed during the fiscal year				
125 Park Street #2		120,184		120,184
ADA Readily Achievable Projects '99	60,426			60,426
ADA Readily Achievable Projects 2000	100,741			100,741
ADA Readily Achievable Projects 2001	40,080			40,080
Asbestos Removal		676,376		676,376
Central Office Services System 4			23,523	23,523
Chapel Renovation		17,190		17,190
College Roads & Sewer	3,228			3,228
Delead Faculty Housing		54,391		54,391
Dinning Service 96		7,751	35,920	43,670
Faculty Housing Upgrade		410,819	3,535	414,354
Furniture Equipment '99			293,980	293,980
Garfield House Renovation		5,685		5,685
Goodrich Hall Renovation		46,527	5,339	51,866
Harper House Purchase		2,920		2,920
Heating Plant Upgrade		102,543		102,543
Hubbel House Renovation		272,890		272,890
Mission Park Exterior Caulk		(1)		(1)
Network Rewiring			188,687	188,687
Planning		323,107		323,107
Parsons House Renovation		186,634		186,634
Presidents House		80,150	30,333	110,483
Squash Courts		33,250		33,250
Unified Science Center		4,597,341	1,321,403	5,918,744
	\$ 204,475	\$ 6,937,757	\$ 1,902,720	\$ 9,044,952
Additional for projects in progress at June 30, 2001				
Herbert A. Allen 1962 Theatre and Dance Center		908,354		908,354
63 Park Street Renovation		386,809		386,809
Greylock Housing Renov		2,649,160		2,649,160
Hunt Chaffee Tennis Renovation		116,796		116,796
Jesup - PeopleSoft Project			1,208,824	1,208,824
American Legion		267,125		267,125
Dodd House Dinning		158,375		158,375
Hockey Dasher Boards		5,400		5,400
Tyler Annex		55,182		55,182
Tyler House		300,237		300,237
	\$ 0	4,847,439	1,208,824	\$ 6,056,263
Fixed assets purchased with non-plant funds during the fiscal year				
Agard House		25,420		25,420
Baxter Hall		4,261		4,261
Bernhard Music Center			59,524	59,524
Bronfman Science Center			12,114	12,114
Bryant House		37,100		37,100
Campus Security System		26,780		26,780
Chadbourne House		7,326		7,326
Chandler Athletic Center		4,167	191,816	195,983
Chapin Hall		6,125		6,125
Clark Hall		6,849		6,849
Computer Network			9,245	9,245
College Vehicles/Heavy Equipment			352,816	352,816
Dodd House		113,242		113,242
Furniture & Equipment			62,734	62,734
Gladden House		10,920		10,920
Goodrich Hall			25,000	25,000

WILLIAMS COLLEGE
SCHEDULE III-A
LAND, BUILDINGS, AND EQUIPMENT
For The Year Ended June 30, 2001

	Land and Land Improvements	Building	Equipment	Total
Greylock Dining Hall			37,331	37,331
Heating Plant		37,655		37,655
Hewat Hse		5,691		5,691
Hopkins Hall		89,961	61,683	151,644
Hopkins Forrest	321,000			321,000
Jesup Hall			804,888	804,888
Lasell Gym		8,375	20,121	28,496
Lawrence Hall		17,598	205,459	223,057
Lehman Hall		14,713		14,713
Maintenance Service Building		41,752	42,966	84,718
Mark Hopkins House		10,920		10,920
Mears West			22,807	22,807
Mission Park Houses	7,923	33,000		40,923
Morgan Hall		13,800		13,800
Mount Hope Farm	7,700			7,700
Mullen House		18,750		18,750
Planning		9,700		9,700
President's House	12,197	15,825	9,727	37,749
Prospect House		25,048		25,048
Sawyer Library		41,936	28,744	70,680
Stetson Hall		7,895		7,895
Squash Courts		4,965		4,965
Taylor House		7,502		7,502
Thompson Biology Lab		17,218	67,938	85,156
Thompson Chemistry Lab		15,830	87,463	103,293
Thompson Physics Lab			29,131	29,131
Unified Science Ctr			392,356	392,356
Weston Language Center		21,354		21,354
WMS Parking Lots	57,480			57,480
	\$ 406,300	701,678	2,523,863	3,631,841
<hr/>				
Sale of Pine Cobble Lots	65,000			65,000
Disposals of fixed assets	2,273	42,956	55,776	101,005
	\$ 67,273	\$ 42,956	55,776	\$ 166,005
<hr/>				
Subtotal before accumulated depreciation	\$ 26,423,469	\$ 229,065,268	\$ 62,813,751	\$ 318,302,488
Accumulated Depreciation	4,545,563	93,199,919	23,104,503	120,849,986
Balance, June 30, 2001	\$ 21,877,906	\$ 135,865,349	\$ 39,709,248	\$ 197,452,502

WILLIAMS COLLEGE WILLIAMSTOWN, MASSACHUSETTS 01267
WILLIAMS COLLEGE TRUSTEES

Mr Raymond F Henze III



OFFICE OF THE CONTROLLER

P O Box 67


(413) 597-4412

FAX (413) 597-4573


Mr E David Coolidge III



Ms Laura Estes



Mr Allan W Fulkerson



Mr Dustin H Griffin II



Mr Tod R Hamachek




Mr Michael B Keating



Mr Peter D Kiernan III



Mr Robert I Lipp



WILLIAMS COLLEGE WILLIAMSTOWN MASSACHUSETTS 01267

Mr John B McCoy



OFFICE OF THE CONTROLLER

P O Box 67

(413) 597 4412

FAX (413) 597-4573

Ms Mary T McTernan



Mr Paul Neely



Mr Clarence Otis, Jr



Mr William G Ouchi



Mr Joseph L Rice, III



Dr Lucienne S Sanchez



Mr Brent E Shay



Mr William E Simon Jr



Ms Cecily E Stone



Ms Laurie J Thomsen




The Honorable Carl W Vogt



WILLIAMS COLLEGE WILLIAMSTOWN, MASSACHUSETTS 01267

Mr John S Wadsworth Jr




OFFICE OF THE CONTROLLER

P O Box 67


(413) 597 4412

FAX (413) 597 4573

Dr Preston R Washington



Mr Peter M Wege, II



LINE #	93 (a)	ALUMNI ACTIVITIES AND FUND RAISING EVENTS (incl alumni tours)	UNRELATED BUSINESS INCOME			01	EXCLUSION CODE		AMOUNT	(d)	(e) RELATED OR EXEMPT FUNCTION INCOME	EXPLANATION OF ACTIVITIES
			(a)	(b)	(c)							
			BUSINESS CODE	AMOUNT					317,636			INCOME FROM THE CONDUCTING OF AN ANNUAL DINNER DANCE AND SIMILAR FUND RAISING EVENTS AND ACTIVITIES IS NOT UNRELATED BUSINESS INCOME UNDER REGULATION 1.513-1(c)(2)(iii) IT IS NOT A TRADE OR BUSINESS THAT IS REGULARLY CARRIED ON BY THE COLLEGE
810	93 (a)	ATHLETIC SPORTS CAMPS-OUTSIDE SPONSORS	713900	344,161								EVENTS CONTRIBUTES IMPORTANTLY TO THE EDUCATIONAL AND CULTURAL FUNCTION OF THE COLLEGE AND THEREFORE IS NOT UBI UNDER REG SEC 1.513-1(d)(4)(v) EXAMPLE (2) SEE ALSO PRIVATE LETTER RULING 8115025
814	93 (a)	BOX OFFICE SALES FROM MOVIES, MUSICALS SPORTING EVENTS								25,196		
815	93 (a)	CAMPUS BOOKSTORE SALES			03			52,874				INCOME FROM THE OPERATION OF A BOOKSTORE ON A UNIVERSITY CAMPUS IS NOT UBI BECAUSE IT IS OPERATED FOR THE CONVENIENCE OF THE COLLEGE COMMUNITY SEE PRIVATE LETTER RULINGS 7902019 8004010 8025221
816	93 (a)	CATERING INCOME-FACULTY STAFF, STUDENTS			03			433,853				INCOME FROM THE OPERATION OF A CATERING SERVICE BY THE COLLEGE FOR USE BY ITS STAFF, FACULTY, AND STUDENTS IS RELATED INCOME PER REVENUE RULING 74 399
93	(a)	CATERING INCOME-NON MEMBERS OF COLLEGE COMMUNITY	722320	187,397								
821	93 (a)	CONFERENCE INCOME NOT RELATED TO ACADEMIC PROGRAM	611600	1,076,943								
822	93 (a)	CONFERENCE INCOME RELATED TO ACADEMIC PROGRAM								50,189		REVENUE FROM FEES CHARGED FOR EDUCATIONAL CONFERENCES IS NOT UBI UNDER I.R.C. SECTION 501(c)(3) IT IS IN FURTHERANCE OF THE COLLEGE'S EXEMPT PURPOSE OF PROVIDING EDUCATION SEE ALSO PRIVATE LETTER RULING 7840072
832	93 (a)	DINING INCOME			03			5,801,726				INCOME FROM THE OPERATION OF A DINING HALL ON A COLLEGE CAMPUS IS NOT UNRELATED BUSINESS INCOME SINCE IT IS CONSIDERED TO OPERATE EXCLUSIVELY FOR EDUCATIONAL PURPOSES FOR THE STUDENTS AND FACULTY AND THEREFORE IS EXEMPT UNDER INTERNAL REVENUE CODE SECTION 501(c)(3)
836	93 (a)	FOOD AND BEVERAGE SALES			03			171,619				INCOME FROM THE SALE OF FOOD AND BEVERAGES ON A COLLEGE CAMPUS IS NOT UBI UNDER REVENUE RULING 81 19 AND I.R.C. SECTION 513(a)(2) IT IS PROVIDED PRIMARILY FOR THE CONVENIENCE OF THE MEMBERS OF THE COLLEGE COMMUNITY
838	93 (a)	GIFT SHOP SALES			03			76,213				INCOME FROM GIFT SHOP SALES IS NOT UNRELATED INCOME UNDER REVENUE RULING 81-19 IT IS OPERATED FOR THE CONVENIENCE OF AND PATRONIZED BY MEMBERS OF THE COLLEGE COMMUNITY
846	93 (a)	HOUSING INCOME			03			6,441,081				INCOME FROM THE RENTAL OF DORMITORY ROOMS AND SIMILAR ACCOMMODATIONS IS NOT UNRELATED INCOME UNDER REVENUE RULING 76-33

850	93 (a)	LAB FEES - STUDENTS				3 174	INCOME FROM LAB FEES CHARGED TO STUDENTS IS PART OF THE EDUCATIONAL CURRICULUM AND IS THEREFORE EXEMPT UNDER INTERNAL REVENUE CODE SECTION 501(c)(3)
854	93 (a)	LIBRARY AND PARKING FINES				131,377	INCOME FROM FEES CHARGED TO STUDENTS AND OTHER MEMBERS OF THE COLLEGE COMMUNITY IS PART OF THE OVERALL FEES RECEIVED BY THE COLLEGE IN THE CARRYING OUT OF THEIR EXEMPT FUNCTION IT IS THEREFORE CONSIDERED TO BE EXEMPT UNDER INTERNAL REVENUE CODE SECTION 501(c)(3)
93 (a)		MUSEUM - SPECIAL EXHIBIT RECEIPTS				0	INCOME FROM FEES CHARGED BY MUSEUM EXHIBITIONS IS NOT UNRELATED BUSINESS INCOME, AS IT CONTRIBUTES TO THE SUPPORT OF EDUCATIONAL AND CULTURAL FUNCTIONS OF THE COLLEGE AS STATED UNDER REGULATION SECTION 1.513-1(d)(4)(v)
865	93 (a)	PC SALES & REPAIRS		03		0	THE SALE OF PERSONAL COMPUTERS TO MEMBERS OF THE COLLEGE COMMUNITY IS PART OF THE EDUCATIONAL PROCESS WHICH IS EXEMPT UNDER SECTION 501(C)(3) ALSO, THE INCOME FROM THE SALE OF PERSONAL COMPUTERS TO THE COLLEGE COMMUNITY IS NOT UNRELATED INCOME UNDER REVENUE RULING 81-19 IT IS FOR THE CONVENIENCE OF THE COLLEGE COMMUNITY INCOME FROM THE P C REPAIR SERVICES TO MEMBERS OF THE COLLEGE COMMUNITY IS NOT UNRELATED INCOME UNDER REVENUE RULING 81-19 IT IS FOR THE CONVENIENCE OF THE COLLEGE COMMUNITY
93 (a)		RECREATIONAL ID'S NON MEMBERS OF COLLEGE COMMUNITY	713900		47,570		
93 (a)		REPAYMENT OF STUDENT LOANS					MONEY RECEIVED BY THE COLLEGE FOR THE REPAYMENT OF LOANS MADE TO STUDENTS IS NOT UNRELATED INCOME IT IS MERELY THE RETURN OF PRINCIPAL
93 (a)		SKATING FEES	713900		10,706		
885	93 (a)	SNACK BAR SALES		03		943 812	INCOME FROM THE OPERATION OF A SNACK BAR BY AN EXEMPT ORGANIZATION FOR USE BY THE ORGANIZATION'S FACULTY EMPLOYEES STUDENTS AND MEMBERS OF THE VISITING PUBLIC IS NOT UBI SEE REVENUE RULING 74 399 SEE ALSO REVENUE RULING 81-19
888	93 (a)	STUDENT FEES				288 796	INCOME FROM FEES CHARGED BY A COLLEGE TO ITS STUDENTS IS NOT UBI UNDER I.R.C. SECTION 501(c)(3) IT IS USED IN CARRYING OUT THE COLLEGE'S EXEMPT FUNCTION OF PROVIDING EDUCATION
891	93 (a)	TELEPHONE INCOME		03		196,364	INCOME FROM THE SALE OF PROVIDING TELEPHONES IS NOT UBI UNDER REVENUE RULING 81-19 IT IS PROVIDED FOR THE CONVENIENCE OF THE COLLEGE COMMUNITY
93 (a)		TENNIS FEES	713900		4,245		
892	93 (a)	TUITION AND FEES NET OF FINANCIAL AID				36,358 335	INCOME FROM TUITION CHARGED BY A COLLEGE TO ITS STUDENTS IS NOT UBI UNDER I.R.C. SECTION 501(c)(3) IT IS USED IN CARRYING OUT THE COLLEGE'S EXEMPT FUNCTION OF PROVIDING EDUCATION
896	93 (a)	VENDING SALES		03		126,591	INCOME FROM THE OPERATION OF VENDING MACHINES ON A

UNIVERSITY CAMPUS IS NOT UBI UNDER REVENUE RULING 81-19. IT IS PROVIDED PRIMARILY FOR THE CONVENIENCE OF THE MEMBERS OF THE COLLEGE COMMUNITY.

876	TOTAL LINE 93 (a)	<u>1,671,022</u>	<u>14,561,769</u>	<u>36,857,066</u>	
96	DIVIDENDS & INTEREST FROM SECURITIES TOTAL LINE 96	<u>0</u>	<u>31,979,040</u>	<u>0</u>	
97 (b)	RENTAL - REAL ESTATE		886,511		INCOME FROM THE RENTAL OF REAL PROPERTY IS NOT UBI UNDER IRC SECTION 512(b)(3)
97 (b)	RENTAL - FACILITY		2,790		INCOME FROM THE LEASING OF FACILITIES TO OUTSIDE ENTITIES TO CONDUCT CONFERENCES, SEMINARS AND TRAINING PROGRAMS IS NOT UBI. SEE PRIVATE LETTER RULING 7840072
97 (b)	RENTAL - GROUND LEASE TOTAL LINE 97 (b)	<u>0</u>	<u>64,673</u>	<u>953,973</u>	<u>0</u>
100	GAIN OR (LOSS) FROM SALES OF ASSETS OTHER THAN INVENTORY (net of unrealized gains) TOTAL LINE 100		<u>179,772,725</u>		
103 (e)	MISCELLANEOUS	<u>0</u>	<u>179,772,725</u>	<u>0</u>	INCOME IN THIS CATEGORY IS FROM MISCELLANEOUS SOURCES WHICH IS RECEIVED BY THE COLLEGE IN NORMAL OPERATIONS. IT IS THEREFORE EXEMPT UNDER INTERNAL REVENUE CODE SECTION 501(C)(3) SINCE IT IS IN FURTHERANCE OF THE UNIVERSITY'S EXEMPT PURPOSE OF PROVIDING EDUCATION
	TOTAL LINE 103 (e)	<u>0</u>	<u>0</u>	<u>642,153</u>	
104	SUBTOTAL (ADD COLUMNS (b), (d) AND (e))	<u>1,671,022</u>	<u>227,267,507</u>	<u>3,499,220</u>	
105	TOTAL (ADD LINE 104 COLUMNS (b), (d) AND (e))		<u>269,437,749</u>	<u>269,437,749</u>	

0
266,437,749
Dir Support 990rev099 28,914,025
Govt grants " 2,286,998
Unrealized gains (sch 2) (322,507,032)
(24,868,260)

5 96046E-08

990REV099 297,638,772
unrealized gains (322,507,032)
= See walkover (24,868,260)